



Shri NARENDRA MODI
Hon'ble Prime Minister of India



Shri T.R. ZELIANG
Hon'ble Chief Minister of Nagaland

NAGALAND VISION 2030

GOVERNMENT OF NAGALAND



सत्यमेव जयते



Government of Nagaland

Contents

MESSAGES	i
FOREWORD	viii
ACKNOWLEDGEMENT	x
VISION STATEMENT	xiv
ACRONYMS	xvii
EXECUTIVE SUMMARY	1
1. INTRODUCTION AND OVERVIEW	5
2. AGRICULTURE AND ALLIED SECTORS	12
3. EMPLOYMENT SCENARIO IN NAGALAND	24
4. INDUSTRIES, INDUSTRIALIZATION, TRADE AND COMMERCE	31
5. INFRASTRUCTURE AND CONNECTIVITY	42
6. RURAL AND URBAN PERSPECTIVES	49
7. EDUCATION, HEALTH AND SOCIAL SERVICES	56
8. GENDER MAINSTREAMING	76
9. REGIONAL DISPARITIES	82
10. GOVERNANCE	93
11. FINANCING THE VISION	101
12. CONCLUSION	107
13. APPENDIX	117

RAJ BHAVAN
Kohima-797001



December 03, 2016

Message

I value the efforts of the State Government in bringing out documentation on Nagaland Vision Document 2030. The Vision is a destination in the future and the ability to translate the Vision through Mission, is what matters. With Vision you can plan but with Mission you can implement. You need conviction to translate the steps needed to achieve the Vision.

Almost every state or country has a Vision to propel the economy forward. We have seen and felt what it is like to have a big Vision and many in the developing world have been inspired to develop a Vision for their countries and have planned the way forward for their countries to progress.

We have to be a vibrant tourist destination with good accommodation and other proper facilities to showcase our beautiful land and cultural richness.

We need reformation in our education system, power and energy, roads and communications, etc. Our five Universities have to have dialogue with Trade & Commerce and introduce academic courses to create wealth out of Natural Resources with empowered skill education.

Our empowered 300 thousand educated youths have to be in the forefront. Our Natural wealth is our dormant economic strength which is enormous. For converting it into wealth, our Universities have to play a key role by providing right/ appropriate and relevant academic inputs & training.

Our graduates empowered with skill education should be an asset. Our industries need skilled labourers, raw materials and cater to not only our domestic market but also for export. We should strengthen our co-operative movement in all sectors. Our youth need to be trained in the intricacies of trade & commerce. Banks and financial institutions have to play their role to held the upcoming entrepreneurs. What is required is inculcating entrepreneurial spirits.



P. B. ACHARYA
Governor of Nagaland

Our organic agricultural produce, our fruits and vegetables demand good market. Our Bamboos, our flora , our flowers can have a brighter commercial market. Proper tapping of honey and its marketing can be a great source of economic strength for our Kisans. Our rich medicinal plants and shrubs require proper identification and motivation for commercial cultivation to support our Kisans' economy.

We have to have a focussed export policy for our beautiful handlooms and handicrafts. Our youths should also look to South East Asia for the market.

We need peace, unity and reforms with clear and unambiguous strategy. We need utmost efficiency besides creative and innovative mindset to realise our vision and to address any challenges.

I congratulate our Researchers, Scholars and Expert Group who have taken pain to prepare a pragmatic & realistic vision document.

Let our Nagaland Vision Document 2030 be our guide for the all round development of the State.

Let us march ahead with dignity and confidence to work out the vision into reality.

Let our "Vision 2030" lead us to a self-sufficient, strong, prosperous, peaceful & respectful Nagaland-Golden Nagaland.

A handwritten signature in blue ink, which appears to read 'P. B. Acharya'. The signature is fluid and cursive.

(P.B.ACHARYA)

**CHIEF MINISTER
NAGALAND
KOHIMA**



Message

The Bible says “where there is no vision, the people perish” (Proverbs 29:18). Even in the area of governance and development, there is no denying that we need leaders with vision, and that those visions need to be documented, if they are to be implemented, or converted into reality. The DAN Government of Nagaland, too, have a vision for the future of the state and its people. And we believe that these visions should not be confined to the realm of our imagination, or castle building in the air; but be converted into a reality, and something tangible, so that our people are benefitted by it. That is how we come up with the Nagaland Vision 2030, containing a 15 year perspective plan for the State.

This Vision Document will act as the guide and reference book for the State’s policy makers and planners in chalking out medium and short term development plans for the state for the next 15 years or so. It will also equally be useful for the field officers who are in charge of implementation. This Vision Document will also be equally useful for the private sector players, who are expected to play an ever increasing and more dominant role in the planning and development process of the State in the years to come.

Equally important is the quality of delivery, or implementation of any plan or vision document. Let me make it clear to everyone that we are not bringing out this Vision Document just for the sake of having a State’s Vision Document, or merely an academic and statistical exercise. We mean to implement it, in letter and spirit, subject, of course to the availability of resources at our disposal. And I seek the participation and cooperation of the Government of India and its various agencies, the Indian Corporate and Private Sectors, as well as every citizen of the State, in our efforts to translate these visions into a reality, so that the people of the State may be able to see and enjoy a new era of development, peace and prosperity.

December 01, 2016


(T.R.ZELIANG)

PARLIAMENTARY SECRETARY
PLANNING & CO-ORDINATION,
EVALUATION, MONITORING & TAXES
NAGALAND:KOHIMA



Message

All successful development stories start with vision. And as envisaged by Government of India, as part of nation building Nagaland has brought out its Vision Document 2030 with 15 years perspective.

The Nagaland Vision Document 2030 is an inclusive document incorporating the collective aspirations of the people of the State. And I place on record, my appreciation to all those individuals and organisations who have contributed towards preparation of the Vision Document.

Nagaland is rich in natural resources but its real wealth lies in its young demographic profile. Therefore, the Vision Document dwells on optimising its strengths and opportunities; its agricultural base and employment of the youth. Its strategic geographical location in the ambit of the Act East Policy of Government of India and the emerging possibilities of the State becoming an economic hub have also been captured. In essence it encompasses all sectors of the economy. It is an ambitious but achievable road map with strategies.

However, visions will only remain as dreams when it is not earnestly pursued with action. Therefore as outlined in the Vision Document, the State Government is determined to restructure, harness its potentials and explore new areas to optimise its capabilities to build a sustainable State while preserving its social, cultural and ecological diversities.

As much as I am happy to be part of the development journey of the State, I hope policy makers, well wishers and citizens of the State will draw upon from the Vision Document and work towards accelerating the pace of development and to achieve the envisioned goals.

December 01, 2016



(NEIBA KRONU)

Foreword

Our dreams form the substrate for our Vision - the articulation of our considered aspirations. The Nagaland Vision 2030 envisions the desired developmental directions and goals of the State of Nagaland in detail. In doing so, it carries forward the process initiated in 2001 through 'Imagine Nagaland' workshops and the Chapter on 'Nagaland 2020 - A Vision' in the State Human Development Report 2004.

In the intervening years, the 'Look East' policy has been converted to 'Act East' policy, imparting a sense of urgency to build economic and strategic relations with the South East Asian countries. For Nagaland, the 'Act East' policy promises to unlock the potential of improved connectivity, including trade, with Myanmar and beyond.

Education is the main resource of the land locked hill State. The emphasis on quality of education, skill development and establishment of institutions of higher learning would prepare the youth of the State for employment opportunities within and outside the State.

Agriculture and allied sector, which contributes 30% to State's Gross Domestic Product and provides employment to 50% of the workforce, would be given fresh impetus through cluster development approach to develop marketing linkages, organic farming and focus on piggery et al. Re-invigorating the Village Development Boards (VDBs), the unique rural development institutions of Nagaland, particularly by enhancing their fixed deposits through matching cash grant, would enable them to function more effectively as local financial institutions and catalyze rural development.


Governance would need to be looked at afresh. The burgeoning size of government's workforce would have to be rationalized by reducing manpower where it is not needed and providing manpower where it is needed. This would stabilize the expenditure of salaries, wages and pensions on one hand and improve output of the workforce on the other. Streamlining the system of recruitment and providing training to government employees would improve efficiency. Synergy and coordination would need to be promoted by fine-tuning existing structures. Use of e-governance would have to be expanded.

The Vision envisages increase of annual growth rate of GSDP to 10% to provide adequate employment opportunities to the youth. The investment required for such growth is considerable. While the major part of the investment would come in the shape of State's resources, existing centrally sponsored schemes, ongoing and new central projects and externally aided projects, the gap would require to be met through mobilizing additional resources.

Preparation of the Vision Document has been a hectic exercise. It has involved consultation with public. It would not have been possible to bring out the document within a few months but for the extraordinary effort led by Shri Alemtemshi Jamir, IAS (Retd), the Convenor of the Expert Group constituted for the purpose, and Prof. Manoj Pant, Jawaharlal Nehru University, who were ably assisted by Smt. Kevileno Angami, Secretary (Economics & Statistics and OSD, Planning & Coordination) , Shri L. Jamithung Lotha, Joint Secretary, (Planning & Coordination) and the dedicated team of selected officers.

It is hoped that the Nagaland Vision 2030 would provide the basis for preparing the action plan for channelizing energy and resources of the people towards the desired goals.

6th December 2016, Kohima



(PANKAJ KUMAR, IAS)
Chief Secretary
Government of Nagaland

Acknowledgement

Writing a Vision document, that will chart the course of development of the State and the people of Nagaland for the next 15 years in a very short period of two months, was indeed a daunting task. However, the challenging proposition was somehow accomplished by the 'Expert Group' due to the spontaneous and invaluable contributions from various individuals and organizations. The contributions ranged from the Hon'ble Governor of Nagaland, Shri P. B. Acharya and insights from Shri T. R. Zeliang, the Hon'ble Chief Minister Nagaland to the NGOs, Civil Societies, Organizations and very enlightened personalities and individuals. The articles and perspectives that were published in the various News papers, especially in the Morung Express were also most encouraging and insightful. The names being too many and the nature of contributions too vast, it is not possible to be elaborated in this acknowledgement. Apart from this, the names of many of the individuals who have contributed through e-mail and the Social Media such as Whatsapp and Facebook cannot be mentioned but the Expert Group remain grateful to them for their contributions. However, some of the principal contributors are listed.

The Expert Group remains indebted to Prof. Manoj Pant of the Jawaharlal Nehru University (JNU) who has been the Chief Economist and consultant for the Vision Document. His involvement, care and concern for Nagaland and North East India has spanned over two decades and it was fortunate to have got his services despite his additional responsibilities as Dean of Students of the JNU.

The paucity of time and the enormity of the task made it necessary to entrust certain groups of individuals as the 'Anchors' for various sectors of the Document. Their hard work and acumen for compiling and bringing about cohesion out of the various thoughts have been invaluable in adding value and shape to the Vision Document.

The Expert Group acknowledges the hard work and contribution of the Core Group. They were literally on the job 24 hours and the task of compiling the Vision Document was made rational and purposeful.

It was a very pleasant surprise to find some young but very competent people in the Economics & Statistics Department and the GIS Cell of the Planning & Coordination Department who could generate very accurate data with amazing analytical economic insights. Their abilities give much hope for the future and their contributions have been the basis for suggesting the establishment of the 'Nagaland Economic Service' in the Document.

The Expert Group is also grateful to the various Departments of the State for their cooperation, not only for their written contributions but also for the time that they have spared to interact with the team for drawing up the Vision Document. The Planning & Coordination Department and the Finance Department in particular had not only spared time but provided very precise inputs to guide the formulation of the Document. Such interface of the Departments is actually vital since the Vision Document is basically a road map and eventually the detail Plan document has to be drawn up by the Departments. It is essential that they develop a sense of ownership of the Vision that has been evolved together.

The acknowledgements will be incomplete without putting on record the tireless and indefatigable work of Smti. Kevileno Angami, OSD, Planning & Coordination and Secretary, Economics & Statistics and Shri L. Jamithung Lotha, Jt. Secretary, Planning & Coordination who were critical to putting the whole Vision Document together upto the point of editing, formatting and printing the Document.

In conclusion, the Expert Group would like to thank the Government of Nagaland under the leadership of the Hon'ble Chief Minister Shri T.R. Zeliang who had envisaged the necessity for bringing out a Vision Document for the State. It is hoped that the envisaged road map as brought out in this Document will actualize and find fruition for the benefit of the people of Nagaland.



(ALEMTEMISHI JAMIR, IAS (Rtd.))
Convenor

EXPERT GROUP

1. Shri Alemtemshi Jamir, IAS, *Rtd. Chief Secretary* - *Convenor*
2. Shri Pankaj Kumar, IAS, *Chief Secretary* - *Member*
3. Shri R.B. Thong, IAS, *Addl. Chief Secretary & Development Commissioner* - *Member*
4. Shri Temjen Toy, IAS, *Principal Secretary & Finance Commissioner* - *Member*
5. Shri Sentiyanger Imchen, IAS, *Principal Secretary & Commissioner* - *Member*
6. Shri Imkonglemba, IAS, *Agriculture Production Commissioner* - *Member*
7. Shri Himato Zhimomi, *Commissioner & Secretary, Works & Housing* - *Member*
8. Shri Abhijit Sinha, IAS, *Home Commissioner* - *Member*
9. Shri Kelei Zeliang, IAS, *Secretary, Rural Development* - *Member*
10. Smti. Kevileno Angami, *Secretary, Economics & Statistics* - *Member Secretary*

CORE GROUP

1. Shri Vyasani R, IAS, *Addl. Secretary, Planning & Co-ordination Department*
2. Shri L.Jamithung Lotha, *Jt. Secretary, Planning & Co-ordination Department*
3. Shri Nosazol Charles, *Jt. Development Commissioner, Planning & Co-ordination Department*
4. Er. Mhathung Kithan, *Project Coordinator, GIS Cell, Planning & Co-ordination Department*
5. Shri Charles N Kikon, *Asst. Director, Economics & Statistics Directorate*
6. Shri Vikoseito Krose, *S.O, Economics & Statistics Directorate*
7. Ms. Holivi Chophy, *S.O, Economics & Statistics Directorate*
8. Dr. Furkumzuk, *Analyst, GIS Cell, Planning & Co-ordination Department*
9. Er. Moatemsu, *Assistant Surveyor, GIS Cell, Planning & Co-ordination Department*
10. Ms. Khriengu Thevo, *Inspector, Evaluation Directorate*
11. Shri Neithozelhou, *Sub-Inspector, Evaluation Directorate*

ANCHORS

1. Ms. Imtienla Ao, IFS, *Secretary, Forest and Environment*
2. Dr. Akali Sema, *Professor, SASARD, Nagaland University*
3. Mr. Amba Jamir, *Executive Director, Sustainable Development Forum of Nagaland*
4. Rev. (Dr.) Chingmak Kejong, *Eleuthoros Christian Society.*
5. Mr. Bendangtoshi Longkumer, *OSD, Industries & Commerce*
6. Mr. L.Jamithung Lotha, *Joint Secretary, Planning & Coordination*
7. Mr. Vyasana R, IAS, *Additional Secretary, Planning & Coordination*
8. Mr. Vipralhou Kesiezie, *Rtd. Director, SCERT*
9. Ms. Smita Sarangi, IAS, *Joint Secretary, Health & Family Welfare*
10. Ms. Sharon Longchari, *Deputy Secretary, Social Security & Welfare*
11. Mr. Himato Zhimomi, *Commissioner & Secretary, Works & Housing*
12. Mr. K.D.Vizo, ITS, *Commissioner & Secretary, IT & C*
13. Er. Mhathung Kithan, *Project Co-ordinator, GIS Cell, Planning & Coordination*
14. Ar. Chenithung Yanthan, *Deputy Director, Urban Development*
15. Ar. Temjenrenla Kichu, *Asstt. Urban Development Officer*
16. Ar. Richard Belho, *Proprietor, M/s Zynorique*
17. Mr. Kelie Zeliang, IAS, *Secretary, Rural Development*
18. Mr. Nosazol Charles, *Joint Development Commissioner, Planning & Coordination*
19. Mrs. Lithrongla G Chishi, IAS, *Secretary, Co-operation and Director ATI*
20. State Resource Centre for Women Team, Nagaland
21. Mrs. Banuo Z. Jamir, IAS, *Rtd. Chief Secretary, Nagaland*
22. Mrs. Hekani Jakhalu Kense, *YouthNet*
23. Mr. Vilone Sakhrie, *Joint Director, Women Development*

NAGALAND VISION 2030

OUR LAND, OUR FUTURE

A well governed, peaceful, inclusive and prosperous State with a sustainable and diverse economy, where a skilled and healthy population with equitable opportunities for growth, success and happiness live, work and play without fear in a safe, clean and green environment.

The State of Nagaland, in partnership with its citizens, is committed to:

- Providing a visionary leadership and working relentlessly towards achieving long lasting peace for the State.
- Promoting a citizen centric inclusive and accountable government with a high degree of fiscal responsibility and prudent stewardship of public funds.
- Adopting an inclusive Low Carbon Sustainable Development path that ensures employment and wealth generation, food and nutritional security to all whilst balancing, protecting and enhancing our rich and diverse environmental elements.
- Producing highly skilled, motivated and equipped individuals, developing and embracing diverse job opportunities and lifestyle choices for all ages and abilities; specially for our valuable community of young people
- Fostering a responsible and ethical business environment attentive to gender and ecology, that supports small and medium entrepreneurs and attracts investments.
- Building well designed, high quality and cost effective infrastructure that positively contributes to the socio economic development and provide a choice of efficient transport options for those who live, work and visit our state.
- Eradicating poverty and supporting a robust rural economy through decentralized, participatory approaches adaptive to climate change that respect human and cultural diversity, livelihood security and environment stability where traditional wisdom and scientific knowledge are both valued and build upon.
- Focussing on quality education with a broad range of formal and non-formal education services, promoting healthy lifestyles and ensuring the availability and access to adequate and affordable healthcare and social services.
- Planning for a transformed state with gender equality where women have a greater role in governance and decision making, access to credit and asset ownership and a safe environment to live in dignity.
- Fostering a sense of community, celebrating, protecting and sustaining our unique traditions and culture, promoting sports and creative adventures that explore and discover the inherent talents and richness in our society.





Shri Narendra Modi, Prime Minister of India during his visit to Nagaland, 1st December 2014, Naga Heritage Village, Kisama - DIPR, Nagaland

ACRONYMS

AC	Agricultural Commissionerate
AFSPA	Armed Force (Special Powers) Act
AISHE	All India Survey on Higher Education
ANC	Ante Natal Checkup
APC	Agricultural Production Commissioner
APMCs	Agricultural Produce Market Committee
ARC	Administrative Reforms Commission
ASEAN	Association of South East Asian Nation
B2B	Business to Business
B2C	Business to Citizen
BBIN	Bangladesh, Bhutan, India, Nepal
BCR	Balance of Current Revenue
BPL	Below Poverty Line
BREXIT	British Exit or Britain Exit
CAGR	Compound Annual Growth Rate
CBMAS	Community Based Mutual Aid Scheme
CCA	Community Conservation Areas
CDR	Credit Deposit Ratio
CGS	Central Generation Station
CHCs	Community Health Centres
CIH	Central Institute of Horticulture
CSC	Common Service Center
CSR	Corporate Social Responsibility
CSS	Centrally Sponsored Schemes
DBT	Direct Benefit Transfer
DDRCs	District Disability Rehabilitation Centres
DDUGJY	Deen Dayal Upadhyaya Gram Jyoti Yojana
DIC	District Industries Center
DIETs	District institution of Educational Training
DONER	Development of North Eastern region
EAP	Externally Aided Project
EHV	Extra High Voltage
EM	Entrepreneur Memorandum
EN	Eastern Nagaland
EU	European Union
FI	Financial Institution

ACRONYMS

G2C	Government to Citizen
GAP	Good Agricultural Practices
GDI	Gender Development Index
GDP	Gross Domestic Product
GER	Gross Enrolment Ratio
GIS	Geographic Information System
GIZ	Deutsche Gesellschaft Fur International Zusammenarbeit
GPS	Global Positioning System
GRB	Gender Responsive Budgeting
GSDP	Gross State Domestic Product
HDI	Human Development Index
HPI	Human Poverty Index
HSLC	High School Leaving Certificate
HSSLC	Higher Secondary School Leaving Certificate
ICDS	Integrated Child Development Services
ICOR	Incremental Capital Output Ratio
ICT	Information Communication Technology
IIACs	Integrated Intensive Inclusive Agriculture Clusters
IISER	Indian Institute of Science Education and Research
IIZs	Integrated Industrial Zones
IMF	International Monetary Fund
IMT	India, Myanmar, Thailand
IPDS	Integrated Power Development Scheme
IPP	Independent Power Producer
ISIS	Islamic State of Iraq and Syria
ITCs	International Trade Center
LPCD	Liters Per Capita per Day
MAP	Medicinal and Aromatic Plants
MCG	Matching Cash Grant
MGNREGA	Mahatma Gandhi National Rural Employment Guarantee Act
MMR	Maternal Mortality Rate
MSME	Micro, Small & Medium Enterprises
MU	Million Unit
MVA	Mega Volt Amps
MW	Mega Watts
NBRM	Nagaland Bio Resource Mission
NBSE	Nagaland Board of School Education

ACRONYMS

NCERT	National Council for Educational Research and Training
NE	North East
NEC	North Eastern Council
NECTAR	North East Center for Technology Application and Research
NECU	North East Christian University
NEIIPP	North East Industrial and Investment Promotion Policy
NEPED	Nagaland Environment Protection and Economic Development
NER	North Eastern Region
NERPSIP	North Eastern Region Power System Improvement Project
NGO	Non-Governmental Organization
NHAK	Naga Hospital Authority, Kohima
NHHDC	Nagaland Handloom and Handicraft Development Corporation
NIDC	Nagaland Industrial Development Corporation
NII	National Information Infrastructure
NITI	National Institution for Transforming India
NLA	Nagaland Legislative Assembly
NLCPR	Non-lapsable Central Pool of Resources
NLOS	Nagaland Learning Outcomes Survey
NPDCL	Nagaland Power Development Corporation Ltd
NPPC	Nagaland Pulp and Paper Company Limited
NPTCL	Nagaland Power Transmission Company Ltd.
NRB	Nagaland Rural Bank
NSCB	Nagaland State Cooperative Bank
NSCN	Nationalist Socialist Council of Nagaland
NSMDC	Nagaland State Mineral Development Corporation
NSSO	National Sampel Survey Organisation
NST	Nagaland State Transport
N-TIIP	Nagaland Trade, Investment and Industrialization Policy
OFC	Optical Fiber Cable
OPD	Out Patient Department
PHCs	Primary Health Centres
PHED	Public Health Engineering Department
PIMS	Personal Information Management System
PMGSY	Pradhan Mantri Gram Sodak Yojana
PoP	Point of Presence
PPP	Public Private Partnership

ACRONYMS

PURA	Provision of Urban Amenities to Rural Areas
PwDs	Person with Disabilities
Q.E	Quick Estimate
RBI	Reserve Bank of India
RD	Rural Development
RE	Revised Estimate
RGGVY	Rajiv Gandhi Grameen Vidyutikara
RIP	Rural Industries Program
RSBY	Rashtriya Swasthya Bima Yojana
RTE	Right To Education
SARDP	Special Accelerated Road Development Programme
SARDP-NE	Special Accelerated Road Development Programme for North Eastern Region
SASRD	School of Agriculture Sciences and Rural Development
SCERT	State Council of Educational Research and Training
SDG	Sustainable Development Goals
SHGs	Self Help Groups
SIFC	Small Industries Finance Corporation
SOR	State Own Revenue
STU	State Transmission Utility
SWAN	State Wide Area Network
Swiss RE	Swiss Reinsurance Company Ltd.
TRIPs	Trade-Related Aspects of Intellectual Property Rights
UDISE	Unified District Information System for Education
UN	United Nation
USA	United States of America
USP	Unique Selling Proposition
VDB	Village Development Board
WTO	World Trade Organisation

Executive Summary

The Nagaland Vision 2030 has been written with a view to guide the development and planning processes of the State in a 15 year perspective so that a dynamic economy can emerge. The approach followed is to focus on the comparative and competitive advantage of the State, where presently the agricultural sector is identified to have the main potential. Simultaneously, enabling environments have to be created so that industrialization and urbanization take place in the mid- term context, fully utilizing its rich natural resources as also its advantageous geographical location for vibrant trade and commerce to emerge. These processes have to be accompanied by focused development, upgradation and maintenance of infrastructure; physical, social and financial so that the true economic potentials of Nagaland are realized in the next fifteen years. The overarching theme of the Vision has been the youth of the State and their gainful employment especially the growing number of the educated. The other area of focus has been social equity and justice and removing regional disparity that will enable balanced development of the State. The economic growth trajectory and the projected investments have been worked out focused on the above parameters.

Another critical underlying theme of the document has been that no Vision or perspective plan can emerge for Nagaland without Peace and Governance Reforms. Accordingly, the need for reforms and structuring has been recommended in all the sectors. Some illustrative list has also been suggested among which integrating the functioning of the Departments and creating new independent monitoring systems to enable implementation of any Vision that is adopted by the Government.

THE SALIENT FEATURES OF VISION 2030

- Without Peace and Good Governance no Vision or perspective plan can be put into place. Hence the Vision is written with the anticipation that peace will prevail as an outcome of the early settlement of the Naga political problem now that a Framework Agreement has been arrived at.
- Governance system in the State, that has suffered due to various historical reasons has to be urgently attended to through various reforms and restructuring. Apart from crucial reforms and restructuring measures of the Departments, it is necessary to set up a Statutory State Development Commission to implement the various policies outlined in the Vision Document.

- A look at the present economic status of the State indicates that industrialisation will take some time to take place. It is envisaged to materialise after 10 years when the necessary infrastructures and enabling environments are created. Accordingly, in the next 10 years perspective, the focus area for development is the agriculture sector with concentration on specialisation and commercial scale production while simultaneously, keeping in mind the need for food security.
- The approach however, requires fresh thinking and therefore the, 'Triple-IACs' (IIIACs: Integrated, Intensive, Inclusive Agriculture Clusters) have been suggested. This approach would not only mean coordination amongst the agriculture and allied sectors but also with the infrastructure Departments such as power and roads with close involvement of the industries for promoting processing and entrepreneurship. These clusters require to be given attention for the potential also for skill development and employment generation.
- Urbanisation is taking place at a rapid pace in the State. Structuring the urbanisation process is seen as an important component for the future economic growth of the State.
- Industrialization has to initially depend on agro based processing but eventually it has to be through rationalization of the policies for the utilization of the rich natural and mineral resources of the State.
- Trade and Commerce has to be another focal area of development which needs to look beyond capital goods to services such as education, healthcare and tourism.
- One of the thrust areas is employment, especially of the growing numbers of educated youth. It is estimated that about 13,000 educated young people enter the job market annually. Taking into account about 3 percent attrition rate of Government employees per annum, employment opportunities of about 3500 to 4000 would emerge in the Government sector every year. This implies a need for creation of employment opportunities of at least 10,000 annually. Emphasis on skill development of the youth to enable them to meet the demands of the emerging job market in India is essential. Against this backdrop, the Sixth Economic Census indicates that there are about 1, 62,000 people employed outside farming and the Government sector. Given the employment elasticity (0.58), the Vision Document envisages the Gross State Domestic Product to grow at a rate of 10 percent per annum so as to enable creation of at least 9000 to 10,000 new job opportunities in the State every year.

- For this level of growth in the GSDP, there has to be substantial investment. And the required quantum of investment has been estimated by taking the ICOR (Incremental Capital Output Ratio) of 3.2 as reflected in the North East Vision 2020. The ICOR is expected to reduce to 2.8 by 2023 and then to 2.2 by 2030. The projected GSDP for 2016-17 is estimated at Rs. 21,745 crores indicating an annual growth rate of 7.6 percent. To attain a growth rate of 10 percent the estimated required investment is Rs 6958 crores during 2017-18. Against this, the various investments required for the development of the State including funds under the CSS, NLCPR, NEC et cetera as per the current trend will be Rs.1269 crores leaving a gap of about Rs. 5690 crores. The Vision Document suggests that this investment gap may be covered by spreading out the various sources of funding. About Rs 3500 crores should be forthcoming through various central sector schemes, especially in the huge road/rail development projects and also the proposed Central Institutions that have been approved so far. Another Rs 500 crores should be mobilised through externally aided projects or multilateral and bilateral funding. Of the balance, Rs 500 crores should be forthcoming from investments by the banks, financial institutions and the private sector investments. The balance investment of about Rs 1200 crores will need to be provided by the Government of India.
- These investments will need to be targeted for infrastructure development especially roads, power and the IT sectors. For roads, the present policy of the Government of India to take over the major roads under the umbrella of the National Highways network needs to be taken up with urgency. This should be put in place within the next 5 to 7 years. A more challenging issue is the repair and maintenance of the existing road network in the State for which a minimum of Rs. 300 crores will be required annually.
- In the power sector the immediate requirement is the upgradation and improvement of the transmission and distribution systems. In the long-term perspective the generation potential in the State especially the hydro and new and renewable energies have to be fully developed within 2030. The IT connectivity upto the village level which is crucial should be put in place within the next three years. Development of infrastructure will promote trade and commerce and will also enhance the services sector that will open up large employment opportunities.
- In the social sector especially pertaining to education and health, it is observed that the infrastructure so far created has been quite substantial and the need in the next 5 to 7 years is to improve the quality of services provided by the various public institutions such as schools and hospitals. For this, the focus

should be on improving and upgrading the skills and capacities of the service providers such as teachers and health care workers. Substantial investment along with up-scaling the Communitization process should be undertaken for reconstruction and upgradation of the old school and hospital buildings including accommodation facilities as part of the Government plan and program within the next five years. Promoting the participation of the private sector for improving the social services has to be a part of the Government policy.

- For financing the Vision the Government need to undertake serious exercises for rightsizing so that overheads are reduced. Simultaneously, the Government will have to work out measures for increasing revenue through various means especially through service charges, tolls and taxes.
- Regional and social disparity has been given attention by adding special chapters on Eastern Nagaland and gender. For the Eastern Nagaland areas, along with providing the much required infrastructure, especially that of connectivity, the focus should be on improving productivity of the areas. There should also be a special focus to promote private sector in the social services. Gender issues have gained focus in the State but there are still many gaps which require to be attended to.
- The development of the rural areas is critical to the economic growth of the State where the rich social capital of the community has to be fully strengthened. The modernisation process of the rural areas through enhanced connectivity and implementing the concept of Providing Urban Amenities in Rural Areas (PURA) has to be a top priority while at the same time the processes of empowering the rural communities to share the responsibilities of development and governance especially through the process of Communitization and added dimensions to the VDB has to be a clear policy of the State.
- There will also be a requirement to put in place various social security nets with focus on community-based insurance schemes covering issues such as disaster risk financing, crop insurance and healthcare.
- The emphasis of the Vision is the need for certain iconic projects to be put into place in the next three years to give direction towards the future trends for development such as the Nagaland Expressway, the Trans Frontier Nagaland highway, the new Nagaland Airport, technical and higher education institutions.

INTRODUCTION AND OVERVIEW

CHAPTER 01

“The future belongs to those who see possibilities before they become obvious.”
- John Scully

PREAMBLE

Vision Nagaland 2030 envisages to chart a course to develop Nagaland where all the inhabitants have equitable access to the fruits of modern society wherein the State creates conditions favourable for the all-round development of the people, fully integrated to the economy of the country and the world leveraging its unique geographical location to realise the benefits of the Act East policy.

The development of a self reliant State would encompass a modern agricultural sector, an environment that is enabled for industrialization, a progressive private sector, sustainable use of its mineral wealth and calibrated growth of the manufacturing and services sectors that will all add to the employment opportunity especially of the educated youth. The goal will be to pursue a developmental trajectory which will be sustainable, inclusive and cohesive and allow for a humane society wherein all its citizens are content and are able to grow according to their genius.

INTRODUCTION

The Nagaland Vision 2030 envisages to transform the economy of Nagaland from one which is largely subsistence agriculture oriented to a more market oriented economy based on agriculture and commercial scale production leading to a vibrant economy with small scale ancillary industries, service and small scale industries. It envisions inclusive development covering all districts of the State with generation of employment opportunities for all sections of the society especially of the educated class. In the longer term context beyond ten years, it envisages large scale industry emerging in identified iconic sectors based on natural resources such as oil, coal, limestone, bamboo, wood and agro based products. Vision 2030 envisions a robust industrial base for the State over the 12-15 years perspective. The increased production both agricultural and industrial shall be the basis for income generation, growth and development. It is also envisaged that, over time Nagaland, given its limited market size, would be

trading not only with neighbouring States but also with countries adjoining its borders. This will not only align the Vision with the Act East Policy of Government of India but further stimulate development of necessary infrastructure, especially transport and communication to pave the way for development of a sustainable economy in Nagaland.

NEED FOR A VISION DOCUMENT

The need for preparing such a document has been heightened as several exercises are underway, both at the national and at the global level to evolve development goals and objectives in a fifteen year context with 2030 as the time frame. The Government of India through the NITI Aayog has announced its intention of changing the planning and development process of the country by discontinuing the Five Year Plans and replacing it with the formulation of a longer vision of fifteen years. In order to convert the Vision into implementable policy, it is necessary to work out a seven year strategy from 2017-18 that will take into account the regimes of the remaining three years of the 14th Finance Commission Award. Coinciding with this period, the United Nations has also recast the Millennium Development Goals to the Sustainable Development Goals with a 2030 perspective.

With the changes effected in the financing policies of the Government of India based on the recommendations of the 14th Finance Commission, there is no more distinction between the Non-Plan and Plan devolution of funds by the Central Government. Further, the Planning Commission, that used to intermediate in formulating the State's Annual and Five Year Plans has been done away with. In the process, the planning and development process has been largely left to the States. Nagaland therefore, needs to evolve new perspectives, create necessary institutions, build capacity and expertise for the development of the State in the changed context. Moreover, the NE Vision 2020 and the Look East Policy of Government of India does not contain any specific plan for the State. Therefore the Vision document is intended to provide some direction for the State in the new environment and in consonance with the thinking processes of the rest of the country and the world.

BACKDROP TO THE VISION DOCUMENT

The GSDP of Nagaland at current price increased from Rs.11839 crore in 2011-12 to Rs. 20216 crore (Q.E) in 2015-16, a compound annual growth rate of 14.6 percent. However, the annual growth has fallen to 10.3 percent during 2015-16 which is lower than 15.03 percent growth achieved during 2012-13. The projected GSDP for the State by the Ministry of Finance during 2016-17 in absolute term is estimated at Rs. 21745 crore, depicting a further drop in growth to 7.6 percent. In terms of sectoral growth, the primary sector contributed about 31 percent to 34 percent to the total GSDP during the period 2011-12 to 2015-16 of which agricultural crops contributed about 20 to 30 percent. On the other hand, the secondary sector contribution has

been almost stagnant over the last five years with about 11 percent to 15 percent, with construction sector alone contributing 9-12 percent. Finally, the tertiary (services) sector accounted for about 50 percent to 55 percent of GSDP of which 15 -16 percent is mainly on account of public administration alone. Clearly, it is necessary to stimulate the secondary and tertiary sectors since dependence on jobs in public administration is not sustainable. A structural change in the Nagaland economy must accompany growth.

In the context of economic growth in the future it is important to keep the international perspective in mind. Since the global recession of 2008, the world trade has substantially declined with growth rate of exports well below the growth rate of the world GDP indicating difficulty in accessing external markets. Pessimistic world exports forecast has also been endorsed by the WTO and the IMF. At best one can expect world markets to grow between 1-2 percent per year. Presently the fastest growing markets are located in Asia and in India in particular. While it is difficult to predict the position in the next fifteen years, it is reasonable to assume that in the next five years and possibly even after that, it is unlikely that world markets will grow like they did in the period after 1980. The uncertainty in the world market is also heightened by various exogenous events like the crisis in the European Union worsened after BREXIT and the problems of ISIS militancy. In such a backdrop the flow of funds to Nagaland, as in the post liberalization period particularly after 2000 cannot be expected. With India's economy more stable than most other big economies, the assistance extended to the smaller states of the North East will continue but huge doles cannot be expected as experienced in the past. In order to attain the Vision of growing at much faster rates than before it is essential to think differently and out of the box for facilitating investments into the economy.

No Vision document for Nagaland can be complete without planning for trade with its external neighbours in commodities, services or outlining possible benefits for Nagaland as a strategic centre for India's trade with its South East Asian neighbours. The present Act East policy (earlier called the Look East policy) of the Government of India is enshrined in the Vision 2020 document of DONER. To quote: "The Look East policy should focus on the North East Region so that South East Asia begins from North East India. Opening up trade routes will expand economic opportunities for this region..." (DONER, Vision 2020, Vol. 1). Recent developments indicate two major trade routes via India to countries of South East Asia. There is the BBIN (Bangladesh, Bhutan, India, Nepal) network which India is committed to after signing of the Motor Vehicle Agreement with these countries as part of its Trade Facilitation agreement in the WTO. The other planned network is the IMT (India, Myanmar, Thailand) network. However, neither of the proposed routes passes through Nagaland. The closest link of Nagaland to these trade routes is the IMT trilateral highway which presently starts at Moreh in Manipur and travels via Tamu and other cities of Myanmar to end at Mae

Sot in Thailand. Hence what is necessary is to strengthen Nagaland's highway link to Moreh as an extension to the ongoing four laning of the Dimapur-Kohima highway.

PRE-REQUISITES TO ACHIEVING THE VISION

Peace is the basic prerequisite for any vision to emerge. It is an imperative for any development to take place and for the evolution of an economy of any society. Nagaland has lived too long with violence and the State and the people have paid dearly through such a history. The comparative peaceful conditions that prevailed in the seventies and the eighties paved the way for substantial development to take place in the State and for the much needed infrastructures to be put into place. During such a period it was anticipated that some form of economy will emerge in the State. But the situation deteriorated since the nineties, and in the process it has adversely affected almost every aspect of the social and economic life of the State including the functioning of the government and the aspects of good governance.

Today, new aspirations have been instilled with the signing of the framework agreement between the NSCN (IM) and the Government of India. The Vision document is thus based on the basic premises that the settlement of the longstanding Naga political problem would be in place in the near future after which development with appropriate directions can take place at an accelerated pace.

Good Governance is another prerequisite for any development. Unfortunately this aspect has suffered in the State due to various historical reasons. Administration in the modern sense was introduced in the State with the coming of the British barely about a century ago. Even then the large parts of Eastern Nagaland were left out. The areas were eventually brought together post India's independence. But along with it the Naga political movement started with much violence and bloodshed. In an age with negligible communication facilities and persistent turmoil, much adhocism has crept into the systems. The process of adapting to new governance systems including to the new forms of parliamentary democracy further added to the complexity. There is therefore, a pertinent need to look at the governance systems in the State and usher in reforms and restructuring to enable any forward movement.

THE STRATEGY AND BROAD RUBRIC

Underlying the Vision is a specific economic strategy. The economic development of the State would proceed by focusing on three issues. First, to incentivise farmers to expand the scale of commercial production. Second, to create employment opportunities in the non-agricultural sectors to absorb the educated unemployed and third, to ensure that regionally balanced growth takes place.

Given the limited resources, this strategy must be focused. Hence in agriculture it is necessary to identify the specific areas/crops where commercialisation is feasible

and most profitable. For creating employment opportunities, the manufacturing and service sectors in urban areas must be targeted. Finally, it is necessary to identify the input and other constraints to growth.

The strategy to attain the goal for the agriculture sector is by identifying growth clusters which may be termed as Integrated Intensive Inclusive Agricultural Clusters (IIIC) where priority must be given in the allocation of resources and inputs. Constraints of absence of linkages between producing centres and markets can be decimated by locating these growth nodes at strategically advantageous points on the existing network of highways, rural roads and approved highways. Thus these growth nodes will not only ease the problems of marketing but secure economic returns.

In development of these clusters it is recognized that there would be a short term (5 years), medium term (10 years) and long term (15 years) development plan. Over the 15 years, these proposed growth zones would expand to cover the whole State as resources and connectivity improves. Needless to say, for effective implementation of the economic strategy envisaged, emphasis needs to be given to three broad areas. These are governance, infrastructure creation and skill up-gradation of youth. And the primary determinant for the success of these three pillars for transformation is an environment of peace and stability which is ultimately dependent on the settlement of the Framework Agreement and the associated processes. Placing focus on these three pillars in each sector will transform Nagaland's economy in the coming years. Conversely, if sufficient attention is not given to these three pillars, then there could be performance deficit in the achievement of the Vision 2030 goals.

The three pillars are correlated and each act and propel the other to create an environment towards the attainment of Vision 2030 goals. A brief heuristic of the envisaged changes is given below.



Figure No.: 1.1

Good governance will enthuse the youth to take active and a responsible part in the realization of the Vision 2030 goals. Similarly governance reforms in the form of changes in departmental structures and composition will have the salutary impact on infrastructural up-gradation. These changes in the economic/social environment will help in the realization of the Vision 2030 goals. The overall importance of each pillar in the broader scheme of Nagaland's transformation is given in the ensuing chapters.

INFRASTRUCTURE STRENGTHENING

Nagaland requires a high degree of infrastructure strengthening. Infrastructure, like power, roads, water and sanitation, information technology, airports and railway is the sine qua non for all forms of growth and development. The requirement of this sector is over arching and is dependent on the overall economic growth in the State. Supply of infrastructure should therefore be sufficiently elastic to meet the growing demands of economic growth.

Although at present the necessity for infrastructural development may not be evident in certain areas, these sectors may face bottlenecks in the future when increased growth as envisaged in the Vision 2030 document induces demand at a future date. An increase in the demand for larger quantity and better quality of roads, power, and water and sanitation facilities can be anticipated in the event of the successful achievement of the Vision 2030 goals. Provisioning of public funds as well as tapping the potential of public private partnerships for investments is a requisite for sustained robust growth of the State. One such avenue is the creation of Urban Hubs along the largely unexploited foothills sector.

URBANISATION

The emergence of urbanisation in Nagaland is clearly indicated by the 2011 Census. Urban population increased from 19 percent in 2001 to 28 percent in 2011. The growth in State's urban population is despite the decrease in the total population by (-).43 percent during the decade. Urbanisation is here to stay and therefore it is essential to think and plan in accordance with global historical processes. The urban centres in the State are concentrated in the mountains and have grown beyond their carrying capacities with many bursting at the seams. For example Kohima has clogged traffic and faces acute water shortage problems along with problems of garbage disposal amounting to 50 (fifty) tons a day at present. Land is further becoming beyond the reach of many, particularly the common man. In such a scenario, it is not possible to visualize expansion of the mountain top urban conglomerations, much less to try and induce industrialisation in the hilltop towns. Such development is not feasible from the practical or even from the ecological aspect.

Master Plans for futuristic cities shall be drawn up to develop modern facilities and amenities capturing the needs of future global societies. A coordinated and concentrated provisioning of infrastructure such as power, roads and water supply along the urban conglomeration is therefore crucial.

YOUTH EMPLOYMENT

In 2016, youth comprised 30 percent of the population in Nagaland with 6.82 lakh youth in the 15-29 age group. This proportion of youth composition is higher than the national average of 27 percent. The high proportion of youth in the State's demography is a primary resource and is an opportunity as well as a challenge. The ability of the State to achieve the goals envisaged in Vision 2030 will depend on how productively this sub group of the population is engaged. If the State is able to harness the productive potential of the youth it can significantly bolster the economic growth of the State. However, the mere availability of human resource does not guarantee proper utilization of it in the first place. The challenge therefore is to channelize the energies of the youth by providing productive employment opportunities. Unless this is done the valuable asset may turn into a liability.

In the State's context of a bloated government sector, the only avenue that can be exploited for the youth is the private sector. The youth have to think not only in terms of self employment but also creation of employment opportunities for other youths in the society by focusing on entrepreneurship development. The 6th Economic Census conducted in 2013 and which looks at the contributions of establishments to the Indian economy estimates that 80 percent of the people employed in establishments are in the service sector. Their share in production is however only 63 percent. This implies that there is a slack in productivity in the services sector. To improve productivity, increase employment and promote entrepreneurship, skill development and up-gradation initiatives in conjunction with private sector will have to form the cornerstone of the Vision 2030 strategy.

¹ In 2011 there were 6.1 lakh youth comprising roughly the same proportion in the population

CHAPTER 02

AGRICULTURE AND ALLIED SECTORS

The fundamental approach of this Vision document has been to lay down a road map for creating a dynamic economy in the State in the next fifteen years. Within this perspective, the prospects of emergence of an industrialised economy in the State in the immediate future or in the next ten years is bleak due to various reasons. One is the poor infrastructure such as roads and power in the State. The second is the poor Capital Formation. The third is the lack of entrepreneurial and technological capability in the State to develop large scale industries. The fourth is the absence of external investment given the prevailing land tenure system where land cannot be transferred to non locals. The fifth and perhaps the most important factor is the elusive peace in the State. Given this scenario, the only alternative for State is to think of economic growth based on agriculture. This approach is feasible given the availability of land with conducive agro climatic conditions and with majority of the people being rural and dependent on agriculture. A focused approach to create specialization in agriculture leading to commercial scale production would have multiple effects apart from creating wealth and increasing the purchasing power of the people. One of the most important outcomes will be generation of employment opportunities in post harvest management activities such as transportation, storage, marketing, processing and packaging where educated youth can find gainful employment.

Models of economic development indicate that as economies grow, there is shift in terms of share of employment and share of Gross Domestic Product from the primary sector to the secondary and subsequently to the tertiary (services) sector. However, in Nagaland, as in the rest of the country, there has been a divergence from this pattern. According to the 2015-16 GSDP figures, the agricultural sector accounted for about 30 percent of the State's GDP compared to the share of the secondary sector at around 15 percent and share of the tertiary sector at around 55 percent. Within the secondary sector, the dominant sector is construction while the total manufacturing sector has only a minuscule share. The growth rate of the agricultural sector has also outpaced the growth of the manufacturing sector. In terms of employment, there has been a marginal shift from the manufacturing sector into services with the share of primary sector remaining almost constant.

According to the 2011 Census, there were about 4,20,000 agricultural workers, 1,61,000 non-agricultural workers (Socio-economic survey, 2013) and 1,20,000 workers employed in the government translating to a total work force of about 7,00,000. It is thus clear that any development strategy for Nagaland must begin with the agricultural sector.

On one end of the spectrum is the imperative of providing food security to the population. In this context, the agriculture and allied sectors have brought out a notable Vision 2025 document towards securing this objective. While keeping such goals in mind, the work plans should however be implemented in a manner that will not militate against the goals of sustainable development. Here sustainable development implies growth in value added in the agricultural sector in particular while keeping in mind environmental concerns. In this exercise there are some issues on land use projected by the various departments that, in cumulative terms, is higher than the total area available for agriculture in the State. This issue to some extent is compensated by the elevation model of calculating hilly terrain. But it is imperative for the departments to quickly undertake scientific and accurate methods of planning land use that will give more accuracy for production projections as well as for the purpose of monitoring and evaluation of their programs.

To realize the vision of an agricultural led development strategy, the Vision 2030 introduces the concept of Integrated Intensive Inclusive Agricultural Clusters (IIIACs), which shall provide the fuel and gumption to the growth processes.

INTEGRATED INTENSIVE INCLUSIVE AGRICULTURAL CLUSTERS (IIIACs)

Along with restructuring the flow of development funds presently available under the State budget for agriculture, special funds will be needed to set up the Integrated Intensive Inclusive Agricultural Clusters (IIIACs). The IIIACs will encourage optimization of traditional agricultural crops utilizing technical inputs and integrating with Departmental activities. Clusters have been tried across the world. Examples include cut-flower clusters in Kenya, the grape clusters in Maharashtra and livestock clusters in China. These clusters shall have the following characteristics. The IIIACs will facilitate interactions between farmers and agro-processors/exporters, between one agro-processor/exporter and another and also facilitate stable relationship between government and farmers/agro-processors/exporters. As stipulated in an FAO Report¹ these IIIACs shall act as value networks that can help concentrate the infrastructure and governmental requirements in a given area, making the provisioning of different services logistically easier. The IIIACs are envisaged not just for exploiting the availability of markets, but will be instrumental in increasing innovative practices to improve production, induce effective marketing and make agriculture less prone to the vagaries of nature and market. Crop insurance will be easier to administer in a

compact area. The problems of moral hazard and adverse selection are also easier to solve in a cluster as monitoring becomes less costly in a compact area. The vagaries of market are controlled in clusters on account of the proximity of farmers which allows establishment of farmers' co-operatives for either production or marketing activities. Given the needs of farming, post-harvest activities and the other infrastructure requirements such as roads, power supply, capacity building and skill development, substantial investment will be necessary during the initial stages till market forces come into play.

The IIIACs in short are not envisaged as institutions organized on hierarchical lines, but entities where there is co-operation as much as competition. This competition will drive farmers to search for efficient production methods which will then help in increasing incomes, leading to growth and development in the State. The IIIACs will not be limited by district borders. The only criteria should be the climatic suitability of the identified crops and the availability of markets.

The Vision 2030 aims at using the cluster approach to introduce new crops like coffee and Medicinal and Aromatic Plants(MAP) and for organizing the production of the already existing crops. The Department of Land Resources which plans to focus on expanding coffee cultivation will be incentivized to use the cluster approach. Coffee clusters in Nicaragua provide an example that has succeeded. The State should try to incorporate the positive elements of the coffee cluster experience of Nicaragua. The cluster approach has apart from other things the following advantages.

- Helps to produce crops at scale. In the absence of this approach, production will not be sufficient enough to graduate to commercial scale.
- Concentrate governmental interventions within a manageable geographic location. Once, cultivation of low volume high value crops belonging to the MAP category takes off there will be a requirement for providing security. This can be easily facilitated in a concentrated area.

WAY FORWARD

All interventions by the Government in the agriculture and allied sectors should have IIIACs as their focal point. This will give focus to the development strategy and also help in channelizing the scarce financial resources in the right direction. Although the exact amount of investments required for IIIACs will vary according to crops and location, a rough estimate has been calculated. With a projection of development of at least 11 IIIACs in the next three years @ Rs 10 crore per year per IIIACs, the annual requirement will be Rs 110 crores per annum for the next five years. To ensure that the

²Galves-Nogales, Eva (2010): *Agro-based Clusters in Developing Countries. Staying competitive in a globalised economy,* Agricultural Management, Marketing and Finance, Occasional Paper, Food and Agricultural Organisation, Rome

above vision is realized, there is need to initiate important changes to the institutional structures which will be dealt in the later section. As a first step towards tackling the issue of IIIACs, a schematic of the crop zonation that will form the basis for planning is presented below.

SOIL MAPPING AND CROP ZONATION

The Vision strategy envisages a focused approach. While the importance of the basic agricultural crops would remain in the light of the Food Security Act, it is crucial to focus on commercial crops to raise value added in agriculture. Thus to identify the suitability of the types of soil for cultivation of various crops, soil survey, testing and analysis of soil health and issue of soil health card is necessary in line with the policy of the Government of India. Therefore, it is imperative to expedite soil mapping exercises with the aid of modern technology in the State. From the data on production and area sown for crops, fruits, vegetables and spices for the period 2001-2015 provided by the Agriculture and Horticulture Departments, the crops which dominate the various districts in terms of area and production have been identified. The regional specialization is given in the Table No.2.1

The identified advantages have to be capitalised for commercial scale production through various strategies such as convergence creating intensive clusters. These approaches have to be collectively followed by the departments in the next one year with their respective visions in perspective.

FOREST, FORESTRY AND AGRO FORESTRY

While discussing agriculture, the aspects of land, environment, climate and forest cannot be alienated. A sector closely related to the agricultural sector is forestry. The Forest Department's goal to increase the dense forest cover to at least 45 percent by 2025 is significant as preservation, conservation and expansion of forest cover becomes critical in the backdrop of the growing concerns of global climate change. It is a global phenomenon with diverse local impacts likely to alter the distribution and quality of natural resources and adversely affect the livelihood of the people specially the poor and marginalized communities. The State's economy is closely linked to its natural resource base and climate-sensitive sectors such as agriculture and forestry faces an increased risk of the negative impacts of climate change. Although, State Action Plan on Climate Change (SAPCC) is already in place Climate Change issues need to be addressed through suitable mitigation and adaptation measures, mainstreaming low carbon development strategy, strengthening capacities for environmental protection and increasing the carbon sink availability. Farming and forestry as practiced in shifting (Jhum) cultivation are strongly based on customary Common Property Regimes. It is, therefore, imperative to provide an enabling environment to address the urgent livelihood needs and ecological concerns arising out of rapid transformations driven by development and other externalities including market forces.

Along with agriculture, forestry and logging is also one area where there has been reasonable growth in both output and employment. The facets of forest in terms of environmental implications and as one of the rich natural resources of the State with economic potential needs to be balanced carefully and methodically. One example of the impact of forest on the general economy of the State can be inferred from the growth rates of the Gross State Domestic Product(GSDP) in the nineties. Since 1997-98 there has been a sudden and drastic decline in the contribution of the manufacturing sector from around 7 percent to only about 1 percent of the GSDP. This is attributed to the ruling of the Supreme Court on the felling of trees which in turn affected the wood based industries. Environmental concerns preclude income increases through restrictions on extraction of timber from the forests. However, in Nagaland continuation of extraction of timber including firewood from private or community owned land cannot be totally ruled out. On the other hand, aware of the importance of planting and regeneration of the forest as a basic ingredient for sustainable Jhum cultivation people continued to plant trees. This must be encouraged. Side by side more scientific methods of extraction of timber for economic use, especially in wood based industry must be promoted instead of mindless logging operations for supply of logs outside the State.

MEDICINAL AND AROMATIC PLANTS (MAPs)

The other aspect of enhancing the forest cover is through agro forestry. One of the present trend in the State is the development of shade loving cash crops like Cardamom in the Aboi and Chen areas of Mon district and the expansion of Rubber plantations in various parts of the State, especially along the foot hills. These practices have to be encouraged. The other practice to be promoted is the Silvo-medicinal system in which integration of trees and Medicinal and Aromatic Plants (MAPs) take place. The tremendous potential for MAPs in Nagaland has been discussed in various forums over the years but no clear policy has emerged. The efforts of the Nagaland Bio Resource Mission (NBRM) has not been recognized but has been relegated to the background with limited funding. The practical problems of implementation of the strategy at the grassroot level have to be addressed and focus of the agriculture and allied sectors should be directed towards promotion of MAPs. Adequate funding should be provided for its promotion in terms of;

- Dissemination of growing technologies and cultivation protocols
- Promotion of cultivation of MAPs
- Cogent post-harvest technologies including marketing and processing activities
- Strategy to involve Pharma companies

From the large basket of crops belonging to the MAPs category, the State should focus on the following crops because of the already developed cultivation protocols, existence of indigenous expertise and the high value of the crops in the market.

Valeriana wallichii, Perilla frutescens, Zanthoxylum oxyphyllum, Paris polyphylla, Parkia roxburghii, Aquilaria agallocha

The most positive aspect of the MAPs is that most of them grow under tree cover and require natural habitat to be preserved. Thus they are also potent instruments for climate change adaptation as these crops are resilient to climate change, can be grown in wasted soils and are not vulnerable to pest attacks.

ORGANIC CULTIVATION

The State has a comparative advantage for the development and promotion of organic cultivation. The State must therefore devise measures backed by appropriate policy framework to convert the 'Organic by default' areas into 'Organic by design' for specific crops with high market value and demand. It is a fact that certified organic products fetch higher income for producers and hence a market-based incentive for environmental stewardship should also be introduced. The approach shall be towards the development of certified organic products in value chain mode to link growers and producers with the consumers and to support the development of entire value chain right from the supply of inputs, seeds, certification to the creation of facilities for collection, aggregation, processing, marketing and brand building. The endeavour should be production of 100 percent SAFE food through Good Agricultural Practices (GAP) and natural indigenous production systems duly certified by an appropriate State agency for instant recognition as Naga food brand with Unique Selling Proposition (USP) as well as brand value such as pristine, safe, exotic etc for both fresh and processed products.

HONEY AND BEEKEEPING

Beekeeping and honey is another area with scope for developing economic activities including honey based enterprise. The interventions of the Beekeeping & Honey Mission have progressed substantially from a largely rudimentary level to a well-organised sustainable livelihood activity involving stakeholders in the *Api villages* spread across the State. In fact Nagaland today is recognized as a pioneer in beekeeping and honey production in the country and is recognized even at the international level. Sadly, this area has not been given sufficient impetus and suffers from funding constraints.

Nagaland, falls within one of the 18 mega biodiversity hotspot areas and is considered as a cradle of flowering plants rich in nectar and pollen. Coupled with the prevailing favorable climatic conditions and availability of abundant bee *flora* flowering throughout the year, the State has tremendous prospects for developing beekeeping and honey production. The State has potentials to economically carry more than 22 lakhs bee colonies from the available bee foraging area of about 10,942 Sq.km (66 percent of the total area) out of the State's total geographical area of 16,579 sq. km. Thus Nagaland has the potential to produce about 10,000 metric tonnes of

honey and 10 metric tonnes of bees wax which will lead to substantial commercial and employment opportunities. The Vision for the Mission is to produce 2000 metric tonnes of honey and 2 metric tonnes of wax by 2030 valued at about Rs 100 crores annually. This appears to be a reasonable target and for which adequate resources should be provided for the activities such as research studies, apiculture development and promotion, industry service and marketing for development of apiculture as an enterprise in the State.

BAMBOO

The development of bamboo in the State can be taken up from two perspectives; as a resource and as an enterprise. Bamboo as a value added industry provide an integrated solution utilizing abundant and renewable natural resources that can be processed and generated by the community. Nagaland has 5 percent of the total growing stock of Bamboo of India with an annual yield assessed at 8.35 lakh metric tonnes worth over Rs 200 crores. This fast regenerating plant has great economic potentials and can be made a commercial product through value addition and appropriate technology intervention. The Paper Mill at Tuli alone can consume 3.0 lakh metric tonnes of green bamboo provided its revival takes place. Bamboo being one of the largest renewable natural resource of Nagaland, the strategy should be to adopt such policies in the next five years that will convert this resource to economic and commercial use.

FARM MECHANIZATION, TECHNOLOGY AND MODERNIZATION OF AGRICULTURE

Agriculture within the market economy has become very competitive. If the produce of the farmers is to get acceptance in the market, apart from the volume of production, the quality of the products is critical. For this, high investment is required to upgrade and improve the agricultural technologies. Along with it research and development are necessary for improving the local technologies. This calls for establishment of a Central Agriculture University in the State and with affiliation of the existing institutes like School of Agriculture Sciences and Rural Development (SASRD), Central Institute of Horticulture (CIH) and the newly inaugurated Veterinary College. Moreover college of fishery, college of forestry, the Indian Institute of Science Education and Research (IISER) should be established in the State. This will help produce well equipped human resource, will enable undertaking of need based researches, develop and transfer modern and suitable technologies to the stake holders. Under this university, a network of research stations and centres covering all agro climatic zones of the State will be set up. The State budget must provide more funds for research for extensive and intensive research to bring further improvement in agriculture, horticulture, animal husbandry, dairy and fishery. Strong convergence and linkages should be forged with research institutes both within and outside the State working in agriculture and allied sectors. Such institutions can become instrumental in not only evolving but also in the

dissemination of appropriate agricultural technologies not only for Nagaland but also for the similar regions of adjoining countries like Myanmar and even beyond to Laos, Cambodia and Thailand. The Vision for a dynamic agriculture would be incomplete without such an approach.

VETERINARY AND ANIMAL HUSBANDRY

The shortfall in meat, milk and egg production in the State leads to heavy import of these items valued at more than 200 crores rupees per annum. On the other hand there is potential for not only attaining self sufficiency but also surplus production for exports outside the State. One of the biggest advantages for developing meat products in Nagaland is that there are no sensitivities to meat as is evident in many other parts of the country. There is therefore large potentials for processing and marketing meat even to the South East Asian countries provided there is large amount of surplus production.

In order to minimise the cost and to increase the quantum of production of meat, there is a pertinent need to establish feed and fodder processing units with credit linkages.

Besides the conventional meat products, there are also other areas of developing unique indigenous breeds of animals like Mithun(*Bosfrontalis*) which can be improved scientifically to augment the ever increasing demand for meat. ICAR-National Research Centre on Mithun, Jharnapani Medziphema, in Nagaland is the only research organisation in the world exclusively working for the continual improvement and conservation of the mithun. Apart from production of meat and provision of alternative livelihood, this animal can coexist with dense forest cover which can be an added advantage for the conservation and promotion of forest in the overall objective of contributing to the global environment. The State should therefore strive to realise the potential of mithun as a source of meat, milk, hide and draught power and establish a Mithun demonstration farm as well as for breeding. A bankable scheme needs to be developed in consultation with the farmers and the banking institutions such as NABARD to enable mithun farmers to access financial assistance. Since mithun is the State animal a day may also be observed as 'Mithun Day'.

IRRIGATION AND FISHERY

Water is the essence of life but is rapidly becoming a scarce commodity in the State. To stimulate commercial agriculture, the endeavour is to provide assured irrigation round the year through conservation of river corridors with watershed development, springshed development, groundwater development and to encourage adoption of new technologies for conservation of water.

The fishery sector in the State may not look as potential as other areas along large rivers and the seas. But with regular heavy rainfall, the water bodies created can be

conserved and converted for commercial fishery. The traditional practice of paddy-cum-fish culture on the terrace/fields on the steep slopes which is a source of income for the farmers apart from meeting their protein needs can be propagated. The fast flowing clear streams have potential for riverine fish, harnessing of which, will not only supplement the food needs of the people but can also be developed for angling and other sports to promote tourism.

REFORM AND RESTRUCTURING

The goals laid down in this Vision document cannot be achieved without fundamental changes in the structures of the agriculture and allied sector with particular emphasis on convergence. To ensure this, there has to be a degree of decentralisation as well as considerable level of centralisation. A healthy mix will ensure entry of private initiative in the sector and will promote balanced growth all through the rural economy which will be a catalyst for further growth.

INSTITUTIONAL CHANGES

Seventy one percent of the population of Nagaland is rural. By default 50 percent of the work force and 63 percent of the households are engaged in farming. Their contribution to Gross State Domestic Product(GSDP) is however, less than proportionate to their share of the population as agriculture contributes around 28 percent of the GSDP. The farming systems and the outlook of the farmers have changed only marginally from the age old concepts and there is reluctance on the part of the educated youth to enter into agricultural activities either due to mindset or because agriculture is not seen to be remunerative enough. While there are areas emerging where progress has been made in terms of cultivation of commercial and marketable crops like rubber, oranges, passion fruit, kiwi, honey and a host of other products, specialisation of any single commodity and branding has not made much progress in the State. One of the reasons for slow progress in agricultural specialisation has been the fragmented and beneficiary oriented approach to agricultural development coupled with the multiplicity of implementing agencies with little or no coordination.

The office of the Agricultural Production Commissioner(APC) which deals with co-ordination of the sectors require a restructure with more powers and should focus on production and downstream activities of not only drawing up strategies but also closely monitoring production and other post-harvest activities. The office of APC should therefore be converted into a Commissionerate and renamed as the Agricultural Commissionerate (AC). This Commissionerate with its executive branches at the district level should ensure co-ordination as much at the district level and down to the cluster levels which shall be the vehicles for implementing the vision for the agriculture and allied sectors. Such a Commissionerate should be formed without creating any new posts but by drawing both the manpower and the posts from the existing and in some cases, overstaffed departments of the sector. The structure both at the State

and district level could be in the form of NEPED or in the pattern of the various Mission mode programs that do not affect the lien of the officers in their respective departments.

Figure 2.1: **Proposed Hierarchy Incorporating the Integrated Intensive Inclusive Agricultural Clusters (IIIACs)**

STATE	<ul style="list-style-type: none"> • Agricultural Commissionerate • Integrated Intensive Inclusive Agricultural Cluster Division (IIACs) • GIS and Remote Sensing based Planning, Implementation and M&E Division • R&D, Extension and Publicity Division
DISTRICT	<ul style="list-style-type: none"> • District Agricultural Commissionerates • 'X' IIIACs
VILLAGE	<ul style="list-style-type: none"> • Village Council • Farmers

The Agricultural Commissionerate shall provide both operational and administrative guidance to the entire agricultural growth by adopting strategies in the form of Inclusive Intensive Integrated Agriculture Clusters (IIIACs). This shall be focussed on creating specialization in crops leading to commercial scale production. It shall also be the hub to integrate processes from the farm to the consumers such as transport, storage, marketing, including aspects of processing and packaging that will involve other Departments like the Industries, Roads and Bridges and Power.

Unlike the APMCs which concentrate on the sale and purchase of crops, the IIIACs shall integrate all the processes from the farm to the market. They shall therefore focus not only on production of agricultural commodities but also its effective marketing and the subsequent generation of income. The development of the IIIACs shall follow the steps given below.

- Identification of the crop-area mix for focus in the IIIACs and development into business clusters for appropriate crops as indicated above.
- The proposed Agricultural Commissionerate will coordinate the IIIACs and ensure that they look at these activities holistically from production to marketing.
- Initially the IIIACs should be set up in locations with a high degree of connectivity both in terms of roads, mobile services, internet etc. This will ensure that there is effective focus on marketability.
- Ensure that private players can enter into the areas to set up contract farming, processing, sale and marketing.

- Provide a single-window clearance for setting up of various activities in the IIIACs.
- Facilitate the setting up of technology tie-ups with companies/firms engaged in agricultural processing.
- Focus on collecting quality data on a regular basis.

FINANCING AGRICULTURAL GROWTH

The most crucial determinant to make agriculture as an engine of growth is to ensure that adequate finances are available for all the envisaged activities. Investments of the Government has to be substantial but at the same time the system of funding should take into account such measures as to incentivise the farmers at the grass root through the involvement of the village level institutions such as the Village Councils or by formation of Village Agriculture Boards/Committees and making them take ownership as partners in growth.

The capacities of such local level bodies should be built so that they can access credit and institutional finance and also tie up with private sector investors. The village level bodies should also be enabled to secure the interest of the farmers of the respective village and to ensure accountability both for the introduction of the crops as also for the financial transactions through the banks, financial institutions or private investors. The Agriculture Commissionerate should be able to facilitate all such arrangements including tie ups with financial institutions.

CROP INSURANCE

Crop Insurance is an important factor in the run up to development of commercial agriculture to protect the interest of the farmers and to act as security net for them. The existing national schemes of crop insurance for focus crops should be tapped to protect farmers against unforeseen crop failures. Side by side the proposed community based insurance systems should be carried forward with urgency.

A schematic representation of the overall strategy for the Agricultural Department is given below.

Figure No. 2.2: **Overall Agricultural Strategy**

GOVERNANCE	INFRASTRUCTURE	YOUTH EMPOWERMENT
<ul style="list-style-type: none"> • Setting up of Agricultural Commissionerates • Envisioning of and finalising the IIIACs • Improved data availability • Regular data collection and feedback updating using mobile/internet technologies 	<ul style="list-style-type: none"> • Adequate marketing infrastructure including refrigeration and post harvest equipments • Facilitate setting up of processing machinery • Mobile and internet connectivity to farmers 	<ul style="list-style-type: none"> • Farming of MAPs • Increased jobs for youth in IIIACs (collection, packaging, marketing etc) • Youth focus while facilitating farm loans

CONCLUSION

It is the firm belief that the cluster approach is the way forward for the economy. The Integrated Intensive Inclusive Agriculture Clusters will not only enhance the effectiveness of the agricultural sector but will also help rally the entire State economy. However, for this to become a reality institutional changes in the governmental sector and forming an Agricultural Commissionerate by strengthening the office of the Agriculture Production Commissioner is necessary. The Agricultural Commissionerate can co-ordinate not just the Agriculture and Allied Departments but also with the different infrastructure Departments like Power, Roads, Water supply and act as a one stop shop for setting up new Integrated Intensive Inclusive Agriculture Clusters.

CHAPTER 03

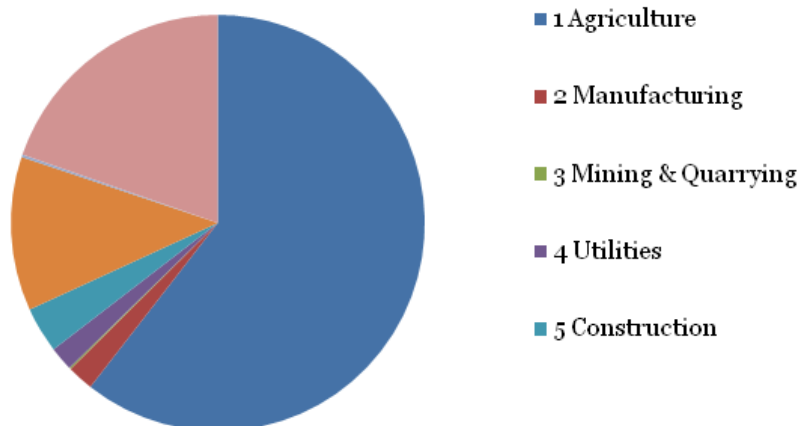
EMPLOYMENT SCENARIO IN NAGALAND

Envisioning change in Nagaland's economy is closely associated with generating employment opportunities to a fast growing young labour force. The imperatives of generating employment opportunities will be the foundation on which the State shall base its growth strategy. Focus on generating employment opportunities will automatically have positive impact on equitable growth. A look at the employment scenario in the State is therefore necessary. This chapter will dwell on the current status of employment, looking at both the overall employment and the pressing issue of the educated unemployed.

ESTIMATES OF SECTORAL EMPLOYMENT

Nagaland has a Workforce Participation Rate of 49.24 per cent. In other words of a population of about 19.78 lakhs, approximately 9.74 lakhs are workers. These workers are spread across the various subsectors as given in Figure No. 3.1 below. Agriculture still employs nearly 60 per cent of the total persons employed in the State. The contribution of the sector to the Gross Domestic Product is around 30 per cent. In other words, the productivity of this sector is relatively lower than the productivity of the other two sectors- the secondary and the tertiary since the employment ratio in these two sectors are much lower.

Figure No. 3.1: *Sub-sector Wise Employment*



'Other services' is a very broad category that includes public administration, defence, education, human health activities and others¹. The above snap shot of the employment scenario gives a holistic perspective of the economy. The next section will estimate the number of educated unemployed that will be generated in the coming years.

ESTIMATES OF EDUCATED UNEMPLOYMENT

While assessing the magnitude of unemployment in the State, the following issues emerge.

- Taking the number of students as enrolled and passing out at the various stages of education namely at Class X, Class XII and at the graduate level the number of educated persons who will be looking for employment is around 12,909 annually. This includes about 968 students studying outside and who pass out annually as per records of the post Matric scholarship. The numbers have also been taken after subtraction of roughly about 1000 students who are students from outside the State.
- Against this annual output of about 13,000 educated youth who will be looking for jobs, there is a possibility of an intake of about 3000 to 3500 people in the Government annually. This is calculated on the basis of an attrition rate of about 2.5 per cent to 3 per cent of Government employees by way of retirement, deaths and resignations etc. out of the total Government employees of about 1,20,000.
- Accordingly, this will roughly leave about 9500 numbers of educated unemployed without opportunities every year which will be added to the already existing number of about 70,000 people on the live register of the Employment Exchanges. By 2016 this would have swelled to about 79,500. Creating employing opportunities for these 9500 educated youth and the space to absorb the backlog of unemployed will be one of the main challenges for the Vision. To analyse the possible avenues for employment of the educated in the economy, the sectoral employment potential in the State has to be studied.

SECTORAL EMPLOYMENT POTENTIAL

To look at the employment potential of a sector/economy it is necessary to compute the employment elasticities. This exercise primarily deals with the educated unemployed. However, data on employment is difficult to get and even at the All India level the only source of employment data is the periodic surveys of the National Samples Survey

¹ One note of caution is that the above figures are based on the 68th Round of the NSSO Survey. NSSO figures typically under-estimate the absolute figures as they work on ratios. Alternatively, the Census figures would be on the higher side.

Organisation (NSSO). However, given the small sample size of the NSSO in the State, figures of 5th and 6th Economic Census for the years 2005 and 2013 have been utilised. Using the employment data given for non-crop agricultural activities and with data on GSDP growth between these two years some approximations to employment elasticities is derived. It is seen 1 per cent increase in the growth in the State's economy leads to a 0.58 per cent increase in employment. This is somewhat similar to elasticities for the country as a whole.

Box No. 3.1: **Employment Elasticities**

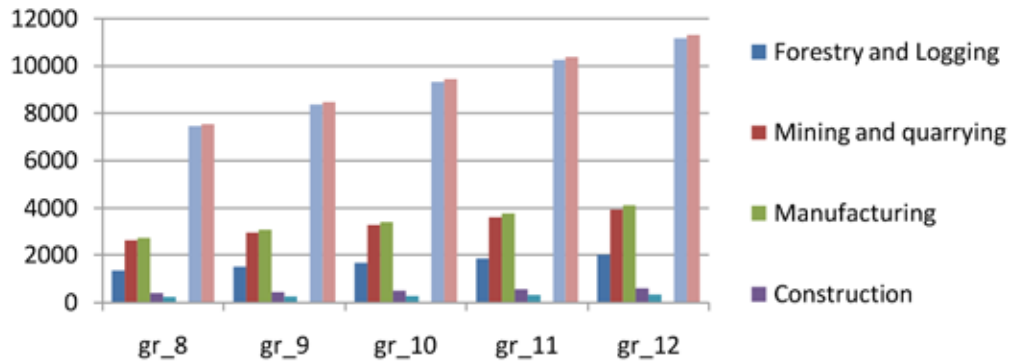
Sl.No	SUB-SECTORS	EMPLOYMENT ELASTICITY
1.a	Forestry and Logging	18.35
1.b	Fishing and aqua culture	-0.66
1	Subtotal: Agricultural Activities	-0.42
2.a	Mining and quarrying	15.42
2.b	Manufacturing	1.3
2.c	Construction	5.16
3.a	Transportation and storage	1.59
3.b	Information & communication	-0.09
3.c	Financial and insurance activities	0.12
3.d	Real estate activities	-0.83
	Subtotal: Non-Agricultural Activities	0.59
	Total	0.58

Box No 3.2: **Methodology for Calculating Employment Elasticity**

For GSDP two different series were taken, one with 2004-05 as the base year, and the other with 2011-12. The former has values till the year 2011-12 and the latter covers the period 2011-12 to 2014-15. To generate comparable figures for the two years under consideration (2004-05 and 2012-13), first series was re scaled by converting its base to 2011-12.

The employment data follows calendar years while the GSDP series follows the financial year. Therefore, values of the year 2004-05 (or Fiscal Year 2005) correspond to the calendar year 2005.

Box No. 3.3: **Absorption of Employment at Different Rate of Growths**



EMPLOYMENT POTENTIAL FOR THE EDUCATED UNEMPLOYED

The 6th Economic Census for which provisional figures are available mentions that there are a total of 1.61 lakh persons employed in different enterprises in the State. With an overall employment elasticity of 0.58, for the 9500 educated to be absorbed in the enterprises the overall growth rate in the economy should be around 10 percent.

With this calculation, employment generated under different growth scenarios in different sub-sectors is presented omitting fishing and aquaculture, information and communication and real estate activities as these exhibit negative employment elasticities, reflecting that labour is pushed out of these sub-sectors of the State's economy. Concentration should therefore be on those sectors that can generate positive employment.

A glance at the box above indicates that the employment generating sectors are Forestry and Logging, Mining and Quarrying, Manufacturing, Construction and Transportation. In the different sub-sectors under alternative growth scenarios, say at a 10 percent growth of GSDP, these sectors alone can absorb the educated workforce. However, if the backlog of unemployment is to be reduced over time then the economy will have to grow at more than 10 percent per annum. These figures provide the number of jobs created in the economy if the economy grows without making any changes in policy and if we adopt the 'Business as Usual Approach'.

WAY FORWARD

As per the exercise, it is only the traditional sectors which seem to be providing the employment impetus. Barring minerals most of this fall in the category of the unorganized informal sectors. While the traditional sectors may be important in the short term, in the long run of 10 to 15 years, transformation of the urban economy towards modern service sectors is necessary.

(i) Primary Sector

The employment elasticity for agricultural activities is -0.42. This implies that the ability of this sector to absorb the educated unemployed is limited as the sector pushes out people away from it. One reason could be the low productivity in the sector. More than 60 per cent of the State's work force is engaged in agriculture contributing less than a third of the State's GSDP. However, adequate attention need to be given to this sector as more than 70 percent of the State's population live in rural areas and are dependent on agriculture. Policies to increase productivity in the agricultural sector will lead to increase in incomes of those engaged in agricultural activities. This will help ease the pressure on urban areas to create employment avenues as activities in rural areas become more lucrative. The vision strategy is therefore two fold: development of the IIIACs that will increase growth in the economy and spin-off activities like marketing and agro-processing that can absorb the urban educated. Simultaneously, it will increase productivity and incomes on account of focus on Medicinal and Aromatic Plants, cardamom and coffee which will also help reduce the outflow of labour from rural areas.

(ii) Secondary Sector

The employment elasticity for the manufacturing sector is 1.3. This is indicative of the potential of this sub-sector in generating employment for the educated. The problem of jobless growth which has imperilled the progress of the rest of the country as shown by an employment elasticity of -0.14 is not an issue in the State. However, it is imperative that a conscious strategy is developed to induce employment in the manufacturing sector. It is an opportune time for formulation of a new industrial policy of the State akin to "Make in India." With peace and stability, this will enthuse private sector participants to partner actively in the development process of the State.

Construction sub-sector with an employment elasticity of 5.16 also has the potential to absorb labour. Skill upgradation of youth for employment in agro-processing industries and for increasing the skill basket in the construction sector will reduce the unemployment issue in the State.

(iii) Tertiary Sector

In the tertiary sector skill upgradation of the youth with focus on the anticipated areas of growth like marketing for agro-based industries, repairing of machinery required for road construction activities, masonry and related activities will enhance the employment potential of this sector. Although it is disturbing to observe that modern sectors like finance and insurance and communications have witnessed limited employment creation, yet, apart from placing focus on the traditional employment sectors and aiming at a 10 percent growth rate of the economy, it

is necessary to focus on some of the modern service sectors like finance and communications. This is particularly important as these modern service sectors are the areas where future employment will be the highest.

Another Area which the State should focus on is exploitation and promotion of the pool of sporting talents available in the State. To realise this potential amongst the youth, state of the art sporting infrastructure should be in place in all the districts by 2030. This will not only boost the latent talents but also create employment opportunities.

SKILL DEVELOPMENT IN NAGALAND

Vision 2030 aims to skill the youth in Nagaland to make them employable. India as a country has been grappling with the problem of employability and this is the right time for the State to take cognizance of the imperatives of skill development in line with the national policies for economic prosperity of the State. In a study conducted in 2015 by the National Skill Development Corporation, it was estimated that in the 2014-22 period, Nagaland will have an excess supply of minimally skilled people in the workforce. However, in the semi skilled and skilled labour category, there will be shortage of labour force. The imperative is therefore to impart skills to the population with target towards improving the income earnings of the State. Once the youth are equipped with adequate and relevant skills there will be demand for their services in the job market. In this context, it will be crucial for the State to skill the youth with basic schooling background in different trades such as construction, serving of automobile and electronics etc to meet the anticipated demands. In turn they will be in a position to contribute economically to the growth and development of the State.

INDIAN SCENARIO

It is anticipated that for the country as a whole there will be a huge demand for workers with some form of vocational training or the other. It is estimated by 2022, about 75 percent–90 percent of the 50-70 million additional employment avenues that will be generated, will require some form of vocational training or the other. The Ministry of Skill Development and Entrepreneurship has estimated that by 2022 there will be an incremental requirement for skilled labour of 109.73 million spread over 24 key sectors.

SKILLING IN NAGALAND

The State should aim to increase the skilling levels of the youth so that they have the requisite skills to cater to the demands of the labour market. The State should endeavour to provide incremental skilled labour in the same proportion as the share of the State's population to the country's population. In 2011 the proportional share of the State's population to the country's population was 0.16 percent. Hence, the target should be to produce 0.16 percent of the incremental skill requirement for the

country as a whole (1.76 lakhs). The proportion of 0.16 is only indicative and there will be sectoral differences with some sectors having greater comparative advantage compared to others.

SKILL WEIGHTING

To capture this difference, we use a weighting mechanism. We weight our population proportion by the relative work participation rate in the State compared to the economy as a whole. This gives a figure of 0.20 percent. Nagaland has a work participation rate of 49.2 percent whereas the all-India figure is 39.8 percent. Hence, our work participation-weighted-population proportion is given by $(0.16 \text{ percent} \times 49.2 / 39.8 = 0.2 \text{ percent})$. The figure 0.20 percent gives us an upper limit and a thumb rule to look at skill creation in sectors where the economy has to focus like food processing, agriculture and tourism. In addition to these sectors, the State should also focus in skilling certain other sectors like hospitality, retail and marketing, beauty and wellness, media and entertainment. Higher proportion are allotted to these sectors and zero weight to certain other sectors like gems and jewelry, domestic help, leather and leather goods where State has low employment potential because of low relative size of the said sectors. The sectoral break up is given in table 3.2 in the appendix.

Focus areas for skill development in the State derived at using the weighting proportion is given in Table No. 3.1. The aggregate skilling requirement that the State should aim is estimated to be 1.76-2.19 lakhs in the next 6 years. Out of the 1.76-2.19 lakhs of skilled labour requirement, of the goals of the Vision 2030 adequate skilled labour is necessary. As indicated in the sections above, the aim is to absorb the educated youth in one form of employment or the other. The internal demand for skilled labour in the next 6 years would be 57, 000 (calculated @9500 per year). This figure captures only the educated unemployed who graduate from the education system and who are to be internally absorbed within the State if the IIIACs-led growth strategy is followed. The remaining 1.19-1.62 lakhs spread over 6 year period is the number of people who have to be skilled to enable them to find gainful employment in the rest of the country. About 19,800- 27, 000 is the number youngsters who will require skills annually to enhance their earning potentials.

On an average about 9000 students fail to enter class IX and about 11,000 students fail to pass Class X exams. This works out to approximately 20,000 people for whom one form of skill or the other has to be provided to ensure that these youth are engaged in economically productive activities.

SKILLING IMPERATIVE

Skilling of the youth in areas where they have comparative and competitive advantage as indicated in Table No 3.1 will enable the youth to tap the opportunities that economic growth will offer.

INDUSTRIES, INDUSTRIALIZATION TRADE AND COMMERCE

CHAPTER 04

Five decades of statehood and development has not brought about any substantial change in the industrial scenario. This can be gauged from the contribution of the sector to the State's Gross Domestic Product accounting for only around 1.0 percent of the GSDP. A cursory glance at the GSDP of the early nineties indicates that the manufacturing sector was contributing over 7 percent to the GSDP of the State. This has been suddenly reduced to only around 1.0 percent ever since 1997 – 98. This is attributed to the ruling of the Supreme Court on the felling of trees in 1997 as a result of which the timber-based industry had to close down. This drastically brought down the share of manufacturing sector to the State's total GSDP. The issue is that this situation has remained so for the last twenty years or so. Further, the experiments with a Sugar Mill at Dimapur and the Paper Mill at Tuli have also not been successful. The Sugar Mill has been closed down and the Paper Mill that was closed down in 1990 is now struggling for its revival with a package sanctioned in 2007 (Table No. 4.1 in appendix).

Against such a backdrop the kind of industrial activities that are taking place in the State can be gauged from the types of industries registered in the State. A picture of over 11000 units registered in the State seems heartening but a closer look at the type of units indicate that they are basically or mostly in the micro sector. The total contribution of the sector to the GSDP being Rs. 18346 lakhs during 2014-15 and amounting to only 1.0 percent of the total GSDP of the State, the individual activities are really very small. Within the sector, the contribution of manufacture of wood and wood-product has the maximum share with 43.69 percent, followed by manufacture of furniture with 21.75 percent. With the two accounting for over 65 percent of the contributions of the sector, it shows that there is still a strong tendency towards wood based industries in the State but only that it has shifted from the larger manufacturing activities of Veneer and Plywood. (Table No 4.3 in the appendix)

The other issue is that with 3367 units registered under Iron & Steel works, it is over 1300 units more than the wood based industries with percentage share of only 5.73 percent to the total of the sector. It raises questions as to whether many of the units being registered are basically for availing the various subsidies and incentives under operation. The same issue is reflected in the Entrepreneur Memorandum (EM) Filed by micro, small & medium enterprises since 1st April 2007 to date. (Table No. 4.2 in the appendix)

From a level of about 10,000 EM (9992) filed during 2008-09 the number has dropped to as low as 439 during 2014-15. The causes for such erratic fluctuations could possibly be linked to submissions of proposals for availing of subsidies and not really serious undertakings. All the issues raised above point to the fact that there is a need for a detailed and in depth study of the present industrialization process in the State including the culture and nature of functioning of the Department for which some suggestions for restructuring the Department has been given in the chapter on Governance.

Apart from that there exists many constraints that make the process of industrialization difficult in the State, especially to move out from the mindset of cottage and tiny sectors to large industries ranging from the small, medium to the large sectors as outlined in the ensuing chapter. These will need to be attended to urgently for the industrialization process to begin in the State. Accordingly, in the present Vision document, the perspectives for industrialization is projected to happen only beyond the next ten years context during which period the various pre-requisites to industrialization is expected to have been put into place. Prior to that period (at the initial stage) the agriculture sector remains as the main focus for economic growth of the State.

Some of the reasons why industrialization has not taken off in Nagaland are listed below.

- i. The lack of appropriate infrastructure especially that of connectivity covering the aspects of roads, power, IT and telecom and so on.
- ii. Lack of capital formation in the State and poor banking culture and coverage.
- iii. Lack of environment for investment starting with peace, law & order as also the peculiar land laws and land tenure systems.
- iv. Poor access to markets of India as a result of remoteness, isolation and a landlocked situation along with very poor connectivity.

- v. Poor internal economy and lack of local markets for promotion of products before export.
- vi. Lack of industrial labour force. On the one hand, the population of the State is very low, without sufficient manpower for agriculture, while the growing educated population is focused mainly on Government employment. There also appears to be a stigma associated with labor oriented jobs.
- vii. Lack of entrepreneurial skills and technical know-how including management skills appear to be the main reasons for the failure of the Sugar Mill and the Paper Mill apart from the inertia of public sector undertakings.
- viii. Lack of identification of the products for 'Make' in Nagaland.
- ix. High expectations and widespread dependence on Government for the development of industries while on the other hand, the Government has no resources and lacks technological knowhow for promotion of industries.
- x. Lack of clear definition and charter of duties of the Industry Department that it still functions on the principles and model of the old Rural Industries Program (RIP) later renamed as the District Industries Center (DIC).
- xi. Such limitations have further been translated to the functioning of the various corporations that have been set up as promotional bodies but have been sadly neglected and have mostly become dysfunctional although their rational still exists e.g Nagaland Industrial Development Corporation (NIDC), Nagaland Handloom and Handicraft Development Corporation (NHHDC) and Nagaland State Mineral Development Corporation (NSMDC)

A look at the constraints appears as if the odds are stacked against the State. But they are not insurmountable obstacles. In fact, it does not mean that there is no potential for industrialization in the State. They can be overcome by a clear and determined approach involving strong, committed and clear policies supported by a strong and enlightened political will. The instruments, the institutional arrangements and the philosophy of intervention for industrialization will need to be clearly defined and acted upon to create the enabling environment for industrialisation to take off in the State.

POSSIBLE AREAS OF INDUSTRIALIZATION IN THE STATE

- i. The first area is the initiation of specialization in agriculture and commercial scale production which will lead to processing that will eventually scale up agro based industries. Farming in the State is organic by default. This provides for a niche market for organic processed food products. Some potential food processing industries that can be promoted are, packaged cereal food items, canned fruits and vegetable, processed spices. Floriculture also can be a viable industry.
- ii. The agro industry could also include processing of the envisaged plantation crops such as rubber, tea and coffee (the crop has been recently indicated for development).
- iii. The State has 650 indigenous species of medicinal and aromatic plants identified so far. There are possibilities of existence of many more high value bio-diverse flora in the State. They come in the category of high value and low volume products that are defined as the basic ingredients for development of industries in the mountains. Promotion of Medicinal and Aromatic plants at commercial scale will eventually lead to pharmaceutical industry coming in the State as is happening in Sikkim.
- iv. Honey production in the State is reported at 400 MT during 2014-15 and there is a production potential of 5000 MT that can be achieved by 2030. This will be a substantial base for a honey based industry to flourish.
- v. With particular reference to bamboo, the revival of the Nagaland Pulp and Paper Company Limited (NPPC) needs urgent attention as there is a lot at stake. Apart from the direct incomes to the bamboo farmers through the supply of 3 lakh MT of bamboo annually to the Paper Mill, benefits accrues to the people involved in the ancillary activities such as its transportation and so on.

The successful revival of the Paper Mill will also have the following positive outcomes:-

- a. Provide confidence to other investors who may like to set up industries in the State.
- b. It will contribute to creating an industrial culture, especially industrial work culture amongst the people.
- c. It will create avenues for many other ancillary industries.
- d. It will boost the State's revenues

It is therefore imperative to revive the Paper Mill Tuli. Both the State Government and the Government of India have to pay special attention for its early revival in the next two years. Side by side, with about 5

percent of India's growing stock of bamboo, the State has tremendous potential for the development of bamboo based industries. Its importance as the best possible wood substitute has been accepted by the world amidst the growing concern of climate change. Serious attention should therefore be given for promotion of bamboo based products such as veneer, bamboo boards, bamboo charcoal and activated carbon, along with promoting bamboo for construction, furniture items, handicrafts and the other products.

- vi. One of the advantages that the State enjoys is that there are no sensibilities and sensitivities to various meat like in the other parts of the country. There is, therefore large potentials for the development of the Meat Based Industries as one of the USP (Unique Selling Proposition) of the State.
- vii. Nagaland has enormous potential in raw silk production. The aim therefore was to increase silk production to 1,700 MT by the end of the 12th Five-Year Plan period. Such objectives need to be encouraged and sustained for silk based industry to emerge in the State.
- viii. The largest potential for industrialization is of course the rich minerals resources comprising of oil, coal, limestone, magnetite bearing nickel, cobalt and chromium, copper, zinc and recent reports of deposits of platinum. These resources offer very high scope for development of mineral based industries. The reported reserves of around 600 million metric tonnes (MMT) of crude oil, 20 MMT of hydrocarbon, 315 MMT of coal reserves and 1,038 MT of limestone mixed with decorative and dimensional stones have to be viewed seriously for exploitation. Such exploitation will also lead to a number of ancillary Mineral based industries that can be promoted in the State such as cement, hydrated lime, calcium carbide, bleaching powder, decorative dimensional stones, ceramic crockery. With regard to coal, the best approach would be to privatize the thermal power sector and open it up for private investment for generation of the much needed power in the State. It is for this reason that the restructuring of the Geology & Mining Department has been suggested under the chapter on Governance.
- ix. The handloom and the handicraft sector with special focus on basketry and loom remains a potential area with link to rural livelihood.
- x. The State with its scenic natural beauty coupled with the rich and colorful culture of the people also offers scope for tourism industry.

- xi. The immense talents of the youth have great scope for promotion of music and entertainment as an industry which needs to be fine tuned beyond the initiatives taken by the Music Task force.
- xii. The Apparel and Garment Making Centre at Dimapur has three production units with requisite machineries. With available modern technology and provision of adequate inputs customized with local traditional designs/material, these units have the potential to cater to the niche market.

WAY FORWARD

- i. Clear industrial policy aimed at creating the necessary enabling environment both in terms of incentives as also in providing the necessary infrastructure is crucial. The first draft Industrial Policy was made in 1989 that was then reviewed in 2000 and subsequently revised in 2004. But policies have not yielded the desired result. Apart from the absence of a robust implementation and monitoring mechanism, the basic issue was the lack of resources to implement the policy. Side by side, the aspect of co-ordination or convergence amongst the Departments was lacking and there were no linkages with the Departments providing infrastructure such as the Roads & Bridges, Power, Education Sector and the Employment Department.
- ii. The Government of India had approved a package of fiscal incentives and other concessions for the North East Region viz, the 'North East Industrial and Investment Promotion Policy (NEIIPP), 2007' covering all the 8 (eight) North Eastern States. But apparently this is under review for discontinuation. Sadly Nagaland could not avail anything out of this policy basically due to the presence of a large number of bogus units. Nothing much was eventually sanctioned for Nagaland although the other NE States benefitted substantially from this especially Meghalaya and Assam. The unusually high registration of Entrepreneur Memorandum (EM) during 2008-09, can be attributed to this factor and the GOI reservation seems to be justified. Therefore, there is an urgent need to shift away people from the subsidy culture.
- iii. The revised State Industrial Policy 2016 to be re- termed as Nagaland Trade, Investment and Industrialization Policy (N-TIIP), should envisage a strategic approach with a more holistic developmental framework.
- iv. The Policy should promote the 'Cluster Approach' in the form of industrial zones that will facilitate concentration of the required infrastructure such as roads, other connectivity, power, water and other amenities necessary for industries to thrive.

- v. The 'Cluster approach' should also be intrinsically associated with the 'Integrated Intensive Inclusive Agriculture Clusters'.
- vi. The integrated cluster development approach should also be adopted for promotion and development of the handicraft and handloom sectors incorporating the SHG concept.
- vii. There should be a policy for financing of industries for which the creation or strengthening of industry friendly financial institutions can be a focus. Venture capital could also be created to assist local entrepreneurs for startup capital requirements by strengthening the NIDC and the Small Industries Finance Corporation (SIFC), Nagaland State Cooperative Bank (NSCB) and Nagaland Rural Bank (NRB).
- viii. There should be better coordination with the banks and the aspect of review of the land tenure system in identified zones or clusters will have to be put into place.
- ix. Manpower in industrialization concerns labour supply in various forms. It involves number of people coming into the labour market with appropriate education, skill, age and field experience. This is vital for industrialization as it will not be possible to promote industries in the absence of technically qualified or skilled personnel who can handle sophisticated equipments, tools and machineries. The State at present does not have sufficient qualified and skilled workforce to support any type of industry as nurturing such labour supply has not been given adequate attention.
- x. It is therefore crucial to undertake a serious exercise for sector specific skilling of the people to cater to the needs of the emerging industries.
- xi. Skilling could begin from structuring the educational curriculum including inculcation of dignity of labour and sense of entrepreneurship to the youths.
- xii. Formulate a policy to establish or even upgrade technical and professional institutes for skilling of people.
- xiii. Establish Entrepreneurship Development Institutes along with management institutes.

- xiv. Reforming and restructuring of the Department is of prime importance. The Department has to shift its orientation from micro and the unorganized sector to promotion of small and medium enterprises or the industry sector. The subsidy culture which has been the driving force for activities of the Department should be done away with and promotion of entrepreneurship for emergence of dynamic industries should be inculcated.
- xv. The Department has to be unbundled into three sectors namely Micro, Small & Medium and the large sector. The manpower of the Department has to be appropriately segregated to specialize in their respective sectors. Here a lot of capacity building and skilling of the manpower will need to be undertaken including exposure to the various environments.
- xvi. The Nagaland Industrial Development Corporation (NIDC), Nagaland Handloom and Handicraft Development Corporation (NHHDC) and Nagaland State Mineral Development Corporation (NSMDC) should be revamped, restructured and made to function in a dynamic manner.
- xvii. Set up State Tourism Development Corporation to develop Tourism Sector as an industry.
- xviii. Identify all such agricultural produce, designs and motifs including handloom and handicraft products originating from the State and get such items Geographical Indication (GI) tagged and make them Trade-Related Aspects of Intellectual Property Rights (TRIPS) compliant.

For the entire exercise, creation of congenial, peaceful, social and political environment in investment in the State is a pre-requisite.

A timeline of various activities for attaining the objectives of industrialization in the State as worked out by the Department needs to be studied minutely and adopted. For all this a high powered Industrial Facilitation Committee needs to be constituted to provide direction and to monitor the progress and implementation of the policy initiatives.

ACTIVITY TIMELINE AND ANTICIPATED OUTPUTS

Sl.No	Activity Profile	Timeline	Outputs
1.	Review of the State Industrial Policy document	2016-17	An enabling environment and sound industrial ecosystem for rapid and sustained development and growth of Commerce and Industry in the State
2.	Enact coherent statute on Ease of Doing Business and Start-ups for encouragement of investment in the State.	2016-17	Investment for development of Commerce and Industry in the State
3.	Conduct capacity building programme for all officers of the Department which shall be a need based regular feature.	Continuous activity	Efficient and productive Officers
4.	Upgrade/strengthen the status of all District Industries Centre's (DICs) to facilitate sector specific skilling and launch Entrepreneurial Development and awareness programmes. Provide training tool kits and equipments, class room facility, training sheds and funds to conduct the trainings.	2016-30	1) Development of local entrepreneurs. 2) Self - employment for local youths. 2) Availability of skilled labour for sector specific MSMEs.
5.	Artisans/craftsmen and weavers shall be organized into SHGs at the village level and into clusters at the block level in all the districts. Trainings, working sheds, tools and equipments, seed money and marketing assistance shall be provided to all the clusters.	2016-30	1) Fourteen clusters shall be promoted. 2) Rural employment and Rural livelihood opportunity. 3) Mitigation of rural to urban migration of people. 4) Develop the Handloom and the Handicraft sector
6.	Organize farmers into product specific clusters under contract farming agreements/buyback arrangements and help facilitate food processing units to the clusters.	2016-30	1) Fourteen clusters to be promoted. 2) Regular and productive income to farmers. 3) Rural employment. 4) Mitigation of rural to urban migration of people.
7.	Strengthen the financial position and Activity of the Nagaland Industrial Development Corporation to cover all the districts. Skeletal staff from the corporation shall be posted in all the districts attached to the DIC office to cover the activity of the corporation more effectively in the districts. This shall meet the funding requirements for development of the MSMEs for which the banks are reluctant to provide.	Continuous activity	1) Easy access to credit and financial assistance. 2) Financial inclusion. 3) Rs 100.00 Crores Corpus Fund to be created.
8.	Identify industrial corridors/zones and focus the infrastructural development in these areas.	2016-23	1) Five Industrial zones shall be promoted. 2) Investment and promotion of industrialization 3) Land banks
9.	Establish at least one Mini Industrial Growth Centre in all the districts.	2016-28	1) Eleven Mini Industrial Growth Centers shall be established. 2) Investment and promotion of industrialization
10.	Develop all necessary infrastructures to facilitate border trades in the identified Border Trade centers.	2016-27	1) Five Border Trade Centers to be established. 2) International trade and economic development
11.	Conduct sector specific industrial expos cum symposium, to facilitate technology transfer and processing know-how, knowledge exchange, buyer-seller meets and also to show case the industrial potentials in the State to attract investment.	Continuous activity	1) One Expo to be conducted per year. 2) Ease of access to technology, knowhow and market.

TRADE AND COMMERCE

As already noted in the Overview, the Vision 2020 document of DONER cites that ‘South East Asia begins from the North East’. In fact for India there are no other overland options. The other advantage is the ethnic composition of the people of the NE region which can make trade and commerce interface smoother. In such a scenario, Nagaland can emerge as a very significant player provided the necessary infrastructures are put into place. The GOI has already begun some road and infrastructure initiatives. Two important ones are the Bangladesh Bhutan India Nepal (BBIN) network and the proposed India-Myanmar-Thailand (IMT) network. There are also commitments on completing the link of the NER of India to Sittwe Port in Myanmar. With the formation of the ASEAN and its commitment since 2015 to integrate into a homogenous structure like the European Union (EU), it is clear that Myanmar will be India’s gateway to ASEAN.

In this backdrop, it is imperative for Nagaland to ensure connectivity to this network through the State. At present, India’s most viable commercial link to Myanmar is via Moreh. Hence, greater connectivity to Imphal is crucial if Nagaland is to plug into a future trading network between ASEAN and the NER. In this context, it is important that the proposed four lane highway between Dimapur and Kohima should be extended to cover the Kohima-Imphal link by 2022. The proposed rail link between Dimapur and Zubza should be further extended beyond to enable Nagaland to assimilate into the expected trade with Myanmar and the other ASEAN Countries via road and rail.

From Nagaland’s point of view, trade is essential as its domestic market is insufficient to service the large production increases envisaged in many areas like canned agro products, coal, limestone and medicinal and aromatic plants. Currently, India’s largest export to Myanmar is pharmaceutical products (37 percent) along with essential oils and perfumes, cotton and some machinery. Nagaland could try to take advantage of the existing trade in pharma products. There is also a system of informal trade operating with Myanmar in items like wheat and wheat products, paper and stationery products, meat and veterinary products especially chicken. There are large imports, albeit informally, from Myanmar like timber and even precious stones and gold. These areas have to be formalized, expanded and capitalized upon for trade and commerce to emerge as an important economy for Nagaland.

Given its limited labour force, Nagaland can probably benefit more from trade in services: education and health, in particular. This is evident in some of the border areas with Myanmar especially the Eastern Nagaland areas. Even today there are a large number of students from Myanmar studying in places like Noklak, Tuensang and Mon. There are also many people from across the border coming over to Nagaland for medical treatment in the bordering medical centers. However, expansion of this will depend on increasing land links with Myanmar and also further upgrading the facilities of schools and hospitals in these areas. As part of the focus of the Vision, three feasible land links to Myanmar from within Nagaland could be developed viz. Longwa/Chen in Mon district, Pangsha in Tuensang and Avankhu in Phek districts. Pangsha can be connected to Lahe and thence onwards to Hkamti, Avankhu in Phek district can be connected to Leshi township and onwards to Thamanti.

In the long term perspective, there should be substantial investment in technical institutions such as engineering, medical, IT and even management institutes designed to cater not only to the needs of the students of the State but also to attract students from Myanmar and even extending to Laos and Cambodia. The healthcare infrastructure should also be expanded up to the tertiary health care level which will attract patients from the adjoining countries.

The potential items for export from the State to Myanmar are medicines, textiles, hardware etc. While import of items such as rice, timber, precious stones could be explored. It is argued that Nagaland could benefit from trade not only via exports but by providing logistics support to actual trade. Hence, the focus must be on establishing links to existing road/rail networks to augment trade.

CHAPTER 05

INFRASTRUCTURE AND CONNECTIVITY

Infrastructure and connectivity are two basic requirements essential for economic development of a region. They are broadly defined into road, rail, air, power and communication. It is one of the major issues in the NER in general and Nagaland in particular. The need for infrastructure becomes more acute for hilly and mountainous areas that are on the one hand difficult to traverse and on the other hand tend to be sparsely populated. Thus, speedy provision of infrastructure and connectivity becomes critical as we envision the economic development of the State.

In recent years there has been a major thrust by the Government of India (GOI) to promote infrastructure projects in the NER. This appears to be in consonance with some of the existing and proposed initiatives listed in the DONER's Vision 2020 document. But side by side there are other new initiatives recently announced by the GOI as 'Approved' and 'Declared National' Highways for Nagaland and they should be completed in the next 7 years (Table No. 5.1 and Map 5.01). Other important connectivity proposals are also highlighted (Table 5.2). The State Government aims to capitalise on the Act East Policy and to make the ITCs a commercial hub. For perspective future planning, a map indicating the nearest towns and cities in the border areas is appended. (Map 5.02)

Infrastructure and connectivity are crucial for all the other envisioned developments to take place. The proposed Integrated, Intensive and Inclusive Agriculture Clusters (IIACs) as also the plans for urbanization and industrialization are all projected to be located along the 'Approved' and 'Declared Highways', the Nagaland Expressway and the Trans Frontier Nagaland Highway. Accordingly, these need to be pursued and implemented with utmost urgency as there have been instances of undue delay in implementation of some vital sanctioned projects. For example, the Dimapur-Kohima four lane highway which was announced by the then Prime Minister of India Shri A.B.Vajpayee in 2003 and which was later slated to be completed in 2015 has been initiated only now. Similarly the roads under SARDP-NE meant to connect the district headquarters to the State capital have been embroiled in controversy.

The four laning of AH1 to Moreh and development of highway connectivity to International Trade centres (ITCs) at Longwa, Pangsha and Avangkhu are scheduled to be completed in the medium term plan. It is expected that these will lead to growth of the tertiary sector in the fields of IT, trade, hospitality, logistics, education, medical and healthcare sectors, power transmissions, transit, transport and financial services. The movements of goods and services and passengers to and fro from Nagaland to ASEAN and vice versa will truly make Nagaland the gateway to ASEAN. The inevitable growth of the services sector propelled by land connectivity of Nagaland with Myanmar is clear and the people of the State will have to be prepared to meet the blitz of opening up. Over the years, this connectivity will also lead to spurt in growth of various industries, in particular last-mile assembly plants, due to the proximity of markets, growth in labour and capital in the region. With the imminent implementation of the Act East Policy, the Government's priority should be to prepare the youth for the growth in the services sector and to manage and regulate the same advantageously to ensure growth in harmony with the unique social and indigenous identity of the people.

Towards this end, in the deliverables of 2030, the Government will implement a two lane National Highway network connecting all the districts. Priority in particular will be given in the next five years to develop the Nagaland Expressway from Tizit to Khelma, the Trans-Eastern Highway from Mon to Avangkhu and the four lane highway from Dimapur to Moreh via Kohima (AH1), thus giving concrete impetus to the Act East Policy. Further, the road connectivity within the State will be boosted by connectivity with Assam, Arunachal, Manipur, and last but not the least, the Government's priority in conjunction with that of the Government of India to develop road linkages to Myanmar directly from the identified ITCs. This matrix of road networks will be completed by 2030 opening a new chapter in Nagaland's developmental path.

ISSUES OF MAINTENANCE

Apart from National Highways, the State has over 11000 kms of various types of important roads, which connect districts to sub-divisions, villages and agriculture/ horticulture areas. These roads will have to be maintained by the State Public Works Department. In the next five years, an amount of Rs. 300 crores per annum will be required as per the draft State Repair and Maintenance Policy 2016. Funding for the same is proposed to be from the NLCPR and NEC schemes, apart from States own resources which will have to be mobilized by the Government for the roads sector.

While envisioning construction of roads and highways, to ensure durability and quality works, regular inspection and verification by the State Quality Control Board should be made mandatory. Nagaland Public Works Department has updated the Schedule of Rates (SOR) for road and building works 2016. In the SOR 2016, for a more practical application, multiplication factor of administrative Blocks with respect to its district headquarter has been introduced. This will ensure quality works in the far flung areas at par with the headquarters.

RAIL NETWORK

In pursuit of multi-modal connectivity, the plan for the railways is to connect Kohima with the rest of the country by a broad gauge railway line by 2020. Coupled with this, the foothills of Nagaland are to be connected with a railway network from Tizit to Dimapur to allow for greater and easier movement of goods and services. To enhance international connectivity in the railways sector, which must supplement the road network, the government will propose to build a railway line from Dhansripar in Dimapur district to Karong in Manipur which would logically connect to Moreh and touch lines with the network in Myanmar, thereby creating the possibility of concretizing the Trans-Asian Railway line by 2025.

AIR CONNECTIVITY- INTRA STATE LINKS

In the field of air connectivity, the goal will be to shift the current airport at Dimapur to Razaphema to accommodate the demands for commerce and cargo that will emerge as the economy gets developed along the envisaged vision. The new airport will have to be created keeping in mind an infrastructure appropriate for an international airport and should be in place by 2025, creating a transportation hub for national and international carriers. Concomitant establishment of infrastructure for handling international goods and passengers would have to be created to facilitate travel and business. Keeping in mind the growing technology of air transport, feeder small air hubs/strips in all the districts will be pursued to make air travel accessible to all by 2025.

NET CONNECTIVITY

In the digital era, internet connectivity is crucial for communication especially in hilly areas where travel is difficult and expensive. In addition, today IT applications allow traders to access real time information on markets and prices. Second, it has been argued in the Vision 2020 document of DONER that the NER in general and Nagaland in particular are climatically well suited to plug into India's growing IT commerce. Yet, a comparison of the 5th and 6th Economic Census indicates that the number of persons in the IT sector has fallen between 2005 and 2013.

While the capabilities of net connectivity, especially through the mobile technology has grown by leaps and bounds, as of today, Nagaland is yet to utilize the benefits of the universal revolution in the field of Information Technology and its applications. However, the Government of Nagaland has already started some initiatives to further the IT revolution in the State that will need to be pursued urgently.

Current status of digital /IT connectivity in the State is through Optical Fibre Cable and mobile technology. The area covered and the status of connectivity indicates a tele density of 69 percent. This will need to be raised to 100 percent by 2020 with at least 4G connectivity in close coordination with the Tel Cos. (Table No. 5.3 in the appendix)

Side by side there is an extensive State Wide Area Network (SWAN) in place with 47 (Forty Seven) Nagaland SWAN Point of presence (PoP) Locations (Table 5.4 in the appendix). Currently several Digital and IT services are being provided by the Common Service Centres (CSC) to the people through Government to Citizen (G2C), Business to Citizen(B2C) and Business to Business (B2B) services. Some of the present envisaged services are listed in the Table 5.5 in the appendix. While the G2C is important, the B2C and the B2B have to be given importance from the point of generating employment as also to promote post harvest management issues in the IIIACs.

To create a unified e-Governance infrastructure by integrating existing Information Communication Technology (ICT) infrastructure, the Department of Electronics & Information Technology (DeitY), Ministry of Communications & IT, Government of India had rolled out National Information Infrastructure (NII) project on a pilot basis at the national level to provide horizontal connectivity upto Gram Panchayat level. Nagaland became the **1st State** in North-Eastern region to start the pilot project for National Information Infrastructure (NII) Peren district. This needs to be extended to the whole State of Nagaland in the next five years.

WAY FORWARD

- i. Internet / Intranet connectivity to all Government institutions including educational institutions. All Government to Citizen (G2C) services should be electronically / IT enabled.
- ii. Adopt e-Office to promote faster delivery of services including online submission of plans, reports etc to Government. This will also help in conserving the environment through use of lesser paper.
- iii. Broadband Optical Fibre Cable (OFC) connectivity to every village in the State.
- iv. e-Learning initiatives for schools and other educational services.
- v. Make Nagaland an Information Technology hub for the North Eastern Region and South East Asia.

- vi. Transform Nagaland into a digital society through transparency and accountability.
- vii. Enable all Government Departments to deliver services to citizens through online system.
- viii. Bring about a comprehensive IT literacy initiative throughout the State.
- ix. Generate direct and indirect employment for the unemployed youth.
- x. Promote knowledge economy through the use of Information Communication Technologies.

POWER

The projected demand and energy requirement is quite substantial considering rising urbanization, industrialization (in agro and manufacturing), increased commercial & economic activities. The projected demand at 15 percent Compound Annual growth rate (CAGR) and availability are as indicated below.

Box No. 5.1 *Projected Power Demand*

	Projected Power Demand and Energy Requirement by 2030			
Period	2016-17	2020-21	2025-26	2029-30
Demand (MW)	156 M	272.84	548.79	959.83
Energy (MU)	901.44	1576.62	3171.15	5546.37

As against the demand, there is shortfall in the availability of power as given in the box below.

Box No. 5.2: *Availability of Power from Central Generation Station, State Potential (Hydro and Renewable)*

	2016-17	2020-21	2025-26	2029-30
	Availability	Availability	Availability	Availability
CGS				
Hydro (MW)	57.5	97.50	97.50	97.50
OWN Generation				
Hydro (MW)	26.5	38.75	98.75	147.75
Renewable - solar (MW)			60	60
TOTAL	84	136.25	256.25	305.25
Shortfall (Peak)	72	136.59	292.54	654.58

By 2020-21 the allocation from Central Generation Station (CGS) will be available based on the Power Purchase Agreement. Beyond 2021, there is no foreseeable addition from CGS. State's own generation in hydro and non-conventional sources have to be developed either as State own, IPP or PPP mode.

- ⇒ Zungki 24 MW (by 2026)
- ⇒ Lower Tizu 36 MW (by 2026)

- ⇒ Tizu Valley, 15 MW (by 2030)
- ⇒ Yangyu 24 MW (by 2030)
- ⇒ Dikhu 75 MW (by 2030)

The projection has been made by indicating 60 MW solar power generations. To meet the peak shortfall in demand, the state shall have to formulate plans for the power generation as also power procurement plan from different sources as envisaged with the national power policy on generation.

The most urgent area requiring attention is transmission and distribution.

Box No. 5.3: *Adequacy Assessment of Transmission Infrastructures.*

EHV Infrastructure	Unit	Existing	Handling Capacity by 2020-21 Considering State Plan/NERPSIP	Addl Capacity to be Added for 2030 demand	Handling Capacity by 2030
220/132KV SS	MVA		100	300	400
132/66 KV SS	MVA	180	180	80	260
132/33KV SS	MVA	46.5	470.5	500	970.5
66/33 KV SS	MVA	170	170	100	270
66/11KV SS	MVA	60	60	60	120
220KV Line	Km	Nil	161	260	421
132 KV line	Km	383.09	643.588	102	745.588
66KV Line	Km	473.72	526.22	75	601.22

Box No. 5.4: *Adequacy Assessment of Distribution of Infrastructure*

Infrastructure	Unit	Existing	Handling Capacity by 2020-21 considering IPDS, RGGVY, DDUGJY, NERPSI	Addl. Capacity to be added for 2030 demand	Handling Capacity by 2030
33/11KV SS	MVA	264.1	591	700	1291
33KV Line	Km	1467.1	1761.6	350	2111.6
11KV Line	Km	3829.7	5131.86	899	6030.86
LT Line	Km	4627.22	5820.91	805	6625.91
Distribution Transformer	MVA	354.97	450.21	800	1250.21
Consumers	No.	255057	322004		544017

The projected transmission and distribution infrastructures has been assessed assuming availability of power on demand, 24x7 power for all, quality and uninterrupted power supply for which the financial requirements will be quite substantial as indicated at Box No. 5.5

Box No. 5.5: **Financial Plan***Rs in Crores*

	2020-21	2025-26	2029-30
Generation	300	600	735
Transmission	100	200	250
Distribution	200	500	800
Total	600	1300	1785

The above financial plan is in addition to funding already secured upto 2018-19 from different Central and State schemes. To ensure availability of fund as above, State must securitize funding sources.

POLICY, REFORMS INITIATIVES AND INTERVENTION

To handle and manage the magnitude of load demand, increase in consumers and infrastructure by the existing organizational setup/manpower of the Power Department would be impossible. Hence unbundling of the Department into following would be necessary.

- Setting up of Nagaland Power Development Corporation Ltd.(NPDCL) – already a proposal is made
- Setting up of Nagaland Power Transmission Company Ltd. (NPTCL) as STU (State Transmission Utility) – As a Govt. owned Company (Act 2003)
- Setting up of Nagaland Power Distribution Company Ltd (NPDCL) comprising of following
 - Nagaland Power Distribution Company (Profit Center) (NPDCPC) - Dimapur, Chumukedima, and Kohima towns.
 - Nagaland Power Distribution Company Ltd (Rural)-Rural areas of all the districts.
 - Install Prepaid/ SMART (RF based) meters to replace all defective, working and old electro mech meters in 3 most load intensive towns – Dimapur, Kohima and Chumukedima in the first phase and to be extended to all parts of the State.
 - Transformer based metering/revenue management system.
 - Bulk of the potential growth in consumers projected at 544017 by 2030 will be concentrated in these towns. Manpower planning based on the unbundled entity aided by suitable IT will be critical to handle the growth in consumers.
 - Feeder automation - to automatically isolate faulty section and restore power supply in healthy section (Guwahati, Shillong and Tripura already have this system in place).
 - Create robust telecommunication infrastructure across the State with Optical Fiber utilizing power transmission lines - future trend in power system management is graduating towards IT enablement which will heavily depend on sound telecommunication linkages and network.

RURAL AND URBAN PERSPECTIVES

CHAPTER 06

The rural and urban entities of a society are two sides of the same coin and they cannot exist independently. There is a continuous flow of goods, capital, population, labor, information and ideas between the two. For example, agricultural produce from rural areas is transported to the urban areas to fulfill the requirement of food for urban sustenance. Likewise, the economic benefits and technological advancements that are realized from the urban centers go back to the rural areas in many forms such as services, remittances and so on. Their relationship is dynamic and the future growth of Nagaland has to be seen from such a perspective. However, there are large developmental gaps in both the areas. This section is included in the document to briefly assess the existing situations in both the rural and urban areas and to suggest remedial measures for sustainable growth. The various government policies should not be disproportionately emphasized on one particular area or the other. The ultimate goal of the State should be to move towards achieving growth that is socially equitable, proactive and regionally balanced.

THE RURAL NAGALAND ISSUES

Seventy percent of the people of Nagaland live in the rural areas. There has to be very clear strategy and approach for not only attending to their needs but to also plan the future of the State including them. The crux of the Vision 2030 is based on transforming the economy of Nagaland through agriculture where the rural people, especially farmers who comprise 45.47 percent of the total workers of Nagaland will have to play the central role. The progression from subsistence oriented agriculture to a market oriented economy will entail not only improvement of the agricultural production technologies but also the entire gambit of improving their living environment. It will involve improving the various infrastructures in the rural areas ranging from the physical to the social infrastructures. The rural areas of Nagaland will also have to keep up with the technological changes that are emerging in the World that can induce a paradigm shift in their outlook and way of living. In this context the concept of Provision of Urban Amenities to Rural Areas (PURA) of late Dr. A.P.J Abdul Kalam the former President of India is an inspirational one.

Improving the quality of life and services to be delivered to 14,07,536 people living in 2,84,310 Households inhabiting 1238 villages spread out across the mountainous terrain will not be any easy task. The task is made all the more difficult as 1,57,118 are identified as BPL households (Rural Development Department)

WAY FORWARD

- Poverty issues can be best tackled by first approaching the issues of productivity in agriculture that include livestock, fishery and even sericulture over and above the food grain production. The Vision document has proposed the 'Cluster Approach' where convergence among the implementing Departments becomes a key in achieving the goals. The convergence of the Rural Development Department with the other Agriculture and Allied Departments is necessary in such a strategy which can be achieved through structural changes in the management of the agriculture and allied activities. This aspect is dealt with in detail in the chapter on Agriculture.
- Transport, communication and connectivity are the basic necessity for any development. The rural people have realized this and over the years there have been great efforts to get their villages connected by roads. The recent advent of heavy earth moving machines such as bulldozers, JCB, etc. have caused a frenzy for construction of roads resulting in network of roads in every nook and corner of the State. Under the MGNREGA programme, 18,431 number of rural roads such as link/approach roads were constructed and construction of 29915 roads are on-going. Many villages have moved beyond construction of link roads to their villages and have started constructing agri-link roads. Such programme should be rationalised in the next 5 years. Statistically the road connectivity in the rural areas seems adequate. The issue is the quality. In most cases the roads are basically formation cutting and therefore are only fair-weather roads. They are also prone to landslides due to the loose soil formation and heavy rainfall. The strategy in the next ten years will have to be improving qualitative aspect of the roads for which special attention needs to be given by coordinating the PMGSY and the MGNREGA as also drawing up a special rural roads program under the State Plan.
- Telecom and IT sector is another area that has developed tremendously in the last decade or so and almost every village is now accessible by cellular network, Satellite TV and so on. IT is emerging as the most potential means of not only connecting the villages to the world but also for modernizing them. Such connectivity will provide platforms to improve their production in terms of market information. This will bring e-governance to the rural areas by not only enabling the interface of the people with Departments but also improve implementation of programs through better reporting, supervision

and evaluation. Computerization of village data and centralization of such information will reduce duplication and confusions amongst the Departments. Induction of GIS and GPS mapping systems will make the planning process more efficient as also lead to rationalization of land records. It has to be the endeavour of the Government to ensure quality connectivity including broadband to the villages for which initiatives have to be taken with the telcos, Government may consider to even provide appropriate incentives for connectivity where operations may not be very profitable. The PURA concepts come in here which will also act as an incentive for the educated youth to live in the rural areas pursuing gainful livelihood in non farming employment.

- In matters of education and health care, the rural areas have no choice but to continue depending on the Government institutions and services unlike the urban areas where the people have options for private sector services. Therefore, urgent attention needs to be given as to how the quality of the services provided through the public institutions can be improved in the next 5 years. Along with special incentive as also capacity building programs for the Government functionaries, the process of Communitisation has to be promoted with more ardor and up-scaled wherever necessary. The NGO sector also has to be promoted through various incentive programs to go into the rural areas to provide such services.
- The housing and sanitation perspectives seem clear with provision of 100 percent housing to all by 2022 and 100 percent sanitation of the households by 2021. Water supply however remains an issue. Over the years only 623 habitations out of 1530 or 40.72 percent of the habitations are deemed fully covered while 864 habitations or 56.47 percent are only partially covered.
- While the Rural Development Department envisages to supplement drinking water supply by reviving springs, streams, water sources and traditional ponds, this will not be adequate. Structural changes in the form of water charges need to be introduced for their continued maintenance. There will be need for substantial investment in rural water supply to provide adequate water supply to the villages in the next ten years.
- Although 94.65 percent of the villages have been electrified, the availability of constant power supply is altogether a different matter. There are also serious problems of maintenance for which a special program needs to be drawn up for improving both the transmission and distribution to the rural areas.
- Skilling and capacity building among the rural population is an essential ingredient for uplifting them. This is required for the purposes of livelihood,

accessing gainful employment both in the rural areas and even outside. But along with this, if the economy of the State is to be transformed through agriculture, the people in the rural areas, especially farmers will have to be enabled with better skills and knowledge to enhance their productivity at commercial scale. Their skills have to be built up not only to adapt to new farming technologies but also to venture into non farming activities like transportation, storage, marketing, processing and even packaging. Special programs therefore, have to be drawn up to build the capacities of the rural people to meet the needs of the emerging economy.

- The banking system is very poor in the rural areas. In fact they are non-existent in large pockets of the State. Along with the fast changes envisaged in IT sector, there should be concerted efforts to provide 100 percent banking coverage of all rural areas within the next ten years. This is imperative with the recent policy of the Government of India for direct benefit transfers in Centrally Sponsored Schemes (CSS). The banking facilities, apart from facilitating their adaption to a money economy, will also prepare the ground for the introduction of many welfare schemes including the insurance systems and the 'Social Security Net' that is envisaged in the Vision.
- Global warming and climate change is affecting vital issues of food and water security. Conservation of the forest cover will help to mitigate the effects since land basically belongs to the people. The present approach of Community Conservation Areas (CCA) has to be strengthened through formulation of innovative programmes and adequate incentives and assistance have to be extended to the villages for such conservation. Along with that, the State will also need to think of statutory measures for its continued conservation. Necessary measure has to be evolved to help the rural masses to become resilient and adapt to the anticipated vagaries of nature. Intensive studies need to be undertaken including drawing on the indigenous knowledge and traditional wisdom for preparing the people for any eventualities. Appropriate funding needs to be kept for these purposes.

VILLAGE DEVELOPMENT BOARD (VDB)

Any discussion of rural Nagaland will not be complete without a focus on the village level institutions especially the Village Councils and the VDB which are in fact the cornerstone of both governance and development of rural Nagaland. Any vision for Nagaland therefore, has to envisage their development and structure in the next fifteen years. While the Village Councils being essentially traditional institutions will have to evolve and grow according to the dynamics of the Naga customs, traditions and culture, the VDBs have to evolve at a much faster rate to cope with the fast changing social, economic and political compulsions. The VDB system has not changed much

since its introduction in the 1980s. The household allocations have remained static for the last almost two decades or so while there has been no review of the Matching Cash Grant (MCG) and fixed deposits of the villages for about a decade. This needs to be attended to in the next 5 years. The vision envisages a movement towards a market economy with specialization and increased productivity in agriculture. It also envisages changes in governance where inclusive and participatory approach is deemed essential. In such a perspective it is essential that the VDBs are not only strengthened but further empowered. This need is further enhanced with the proposed strengthening and expansion of the scope of Communitisation to make communities more responsible in maintaining and improving the public institutions and delivery of services. For Communitisation to be carried forward, the Government should review the delegation of powers for the appointment of the village level government functionaries by the village authorities such as teachers and health care workers. It is also time that their ambit includes maintenance of roads and connectivity.

The village communities will also have to be empowered to deal with the private sector that is expected to make entry into rural areas. Their capacities for interface with the banks and the financial institutions will also have to be built up. Further the capacities of the village level institutions will need to be strengthened to deal with the aspect of Social Security Net including Disaster Risk Financing and Community Based Mutual Assistance Scheme (CBMAS). For all these, they have to be made financially viable and the scope for funds at their disposal will have to be increased. For this, to begin with, the MCG needs to be enhanced substantially. This will increase their capacity for larger financial transactions.

Entry of private sector in social services in the rural areas should also be encouraged as Government policy.

THE URBAN NAGALAND ISSUES

In the present century the urban areas are emerging as the '**engines of economic growth**' as agglomeration and densification of economic activities stimulates accelerated economic growth and better opportunities. They are not only strategic centres of economic activity and living, but they are also critical for achieving inclusive growth as they provide ample social and economic opportunities.

As per Census 2011, Nagaland recorded the highest growth rate of 69 percent urbanization as compared to National growth rate of 21 percent. However, the urbanization pattern is somewhat skewed as the urban growth is concentrated in few key towns such as Dimapur and Kohima. Further the urban settlers are mostly the educated people, especially youth with problems of livelihood and employment. Further the towns and cities are confronted by significant long-term challenges such as the abnormal demographic change, climate change, lack of basic amenities including

shortage of housing and lack of economic activities such as industries. The qualities of delivery of services in the existing urban areas are further highly deficient. Many towns are in a stage of transition from rural to urban without possessing the requisite urban attributes. Within this existing scenario, the issue of urban poverty is emerging as another complex phenomenon due to lack of access to basic services, education, employment, housing, etc.

The way in which the State Government plans and manages the urban areas therefore needs to respond effectively to these challenges whilst harnessing opportunities. This calls for a renewed thrust towards improvement in governance structure especially at the level of urban local bodies and a major improvement in delivery of urban services. Raising of revenue through expanded user charges should be explored. This will be critical to maintaining and improving the quality of life of the citizens and to help secure the State's Vision in the future.

In this context, the Nagaland Vision 2030 must establish the Government's objectives and directions for the urban areas, to ensure that cities and towns are productive, sustainable, livable, socially inclusive and well placed to meet future challenges and growth.

WAY FORWARD

i. Land Acquisition and Development Strategy

- Create Land Pool to ensure availability of adequate land for development.
- Adopt various innovative tools and techniques for acquiring land for development to avoid conflict of interests with traditional land ownership practices prevalent in the State.
- Formulate policies which provide development incentives to stakeholders.
- Develop policies for enforcement of regulations with involvement of stakeholders
- Actively pursue enforcement and implementation of development regulations and controls along with evolving the plans drawn up for the towns and cities.

ii. Management and Development of Urban Areas

At present, development and growth of many small towns and settlements has generally been precipitated only as a consequence of other activities such as construction of new roads, establishment of administrative headquarters or taking up special projects like Doyang Hydro Project etc. Such growths have created gaps at various levels. It is therefore imperative to address various existing issues.

- Traffic congestion and management
- Improving solid waste management
- Creation of more roads infrastructure and increasing road networks
- Provision of adequate water supply, power and public parks
- Address sewerage management problems

- Strengthen Urban Local Bodies
- Develop a State housing policy and set up housing boards
- Ensure access for all to adequate, safe and affordable housing and basic services and upgrade slums
- Enhance inclusive and sustainable urbanisation and capacity for participatory, integrated and sustainable human settlement planning and management in all towns
- Decongest urban areas by developing market centres with shuttle services along periphery of towns
- Revitalise Existing Townships: Identify towns having potential as regional growth centres and provide guidelines to ensure their growth in such manner.
- Provide access to safe, affordable, accessible and sustainable transport systems for all, improving road safety, notably by expanding public transport, with special attention to the needs of those in vulnerable situations, women, children, person with disabilities and older persons.

In the context of the Vision 2030, it is important to create the capacity of people to be part of structural changes and essential element of this is skilling of the people. Success will depend, to a large extent, on the educational infrastructure of the State. Second, a basic pre-condition for enabling the fruits of development to be enjoyed by the population is provision of health infrastructure. In any development process, education, health and social services are considered public goods which any State must provide to the population.

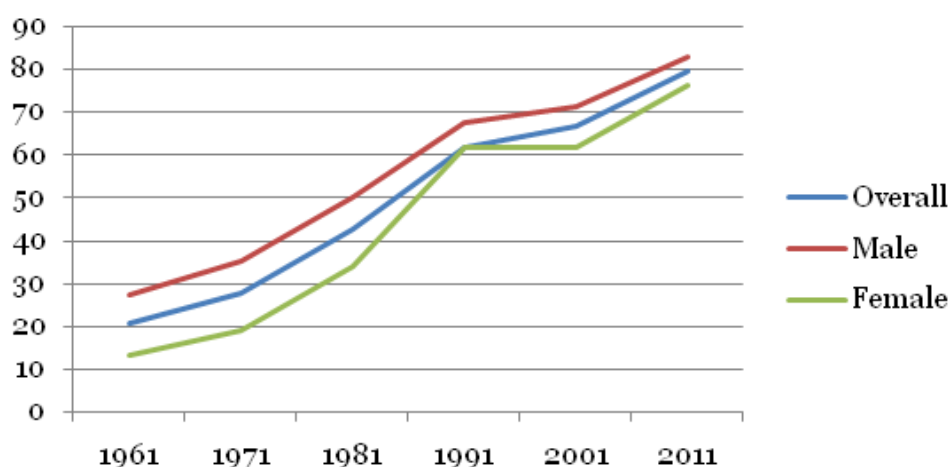
EDUCATION

Nagaland has made impressive gains in educational attainment. Literacy rates in Nagaland have gone up consistently over the years. These achievements have been possible in spite of the myriad challenges that the State continues to face in terms of physical and human infrastructure.

LITERACY AND NAGALAND

The State has seen a steady increase in the literacy rates since its inception. This is shown in Figure 7.1 below. In absolute terms as on 2011, illiterate population (age 15 and above) comprises 3.45 lakhs of which more than 1.94 lakhs were women and 1.5 lakhs were men (Census 2011). The positive aspect of literacy is that the number of illiterates in the population decreased by more than 2.2 lakhs in the 10 year period between 2001 and 2011.

Figure No. 7.1: **Literacy Rates in Nagaland Over the Years**



This is an achievement that the State can be proud of. However, there is also a necessity to think ahead and ensure that cent percent literacy is achieved in the next 15 years. The States in the North East especially Tripura and Mizoram have shown credible progress in increasing the literacy of their respective populations showing overall literacy rates of 87.22 percent and 91.33 percent respectively in 2011. If there has to be sustained economic growth in the State, as is envisaged in the Vision 2030, steps to increase the literacy have to be taken for the above 15 age group. Measures to increase literacy rates should start with empowering the Village Councils and the VDBs to take up adult literacy activities within their village jurisdiction in coordination with the primary schools teachers in the villages.

TEACHING INFRASTRUCTURE

At the time of attaining statehood, Nagaland had 690 educational institutions which included a science college at Kohima and an arts college at Mokokchung (*Source: Directorate of School Education*). This has increased to 2996 schools and 61 colleges. The increase in schooling infrastructure however, masks the quality of education of some schools in the State. Over the years because of the intervention of the Central Government in the primary and the elementary education sector, there has been improvement in schooling infrastructure in these sectors. However, almost all the Government school buildings in the high school and higher secondary sector are in dilapidated conditions. Such deprecating environment adds to the lacklustre performance of the schools. There is therefore a need for the State Government to focus on improving the quality of infrastructure in high schools and higher secondary schools. There are 292 government high schools and higher secondary schools teaching 27,076 students (UDISE 2015). A phased modernisation programme is required for these schools to ensure that they incorporate technological advances for

teaching and learning. A special programme requires to be undertaken to upgrade or reconstruct all the Government school buildings within the next seven years. Attention should also be given to design the buildings to suit modern day needs of education. Construction of teachers' accommodation especially in the interior and difficult areas should also be taken up under a special programme to enable teachers to perform without worrying about availability of basic amenities. Such programmes can be taken up by the Government in partnership with the community and the church.

TOTAL NUMBER OF STUDENTS

There are more than 1.90 lakh students in the government institutions in the State. Of this more than 1.89 lakhs are enrolled in government schools and 5347 are enrolled in government colleges. Approximately 2.44 lakh students are enrolled in private schools in the State and 17007 students are enrolled in private colleges spread over the 3 degree years (UDISE 2015). About 4841 students are studying outside the State in the same year (Higher Education 2015).

The State's endeavor in the next fifteen years will be to overcome the challenges and weaknesses confronting the system. For this, it is pertinent to focus on improving the Learning Outcomes and focusing on technical and vocational education.

LEARNING OUTCOMES

The State needs to start measuring learning outcomes institutionally on a regular basis. It should be done regularly independent of the existing school system and can be christened as **Nagaland Learning Outcomes Survey (NLOS)**. The results of the Statewide NLOS disseminated widely using the Department's website. The protocols developed for NLOS shall be in consonance with the norms fixed by the National Council for Educational Research and Training (NCERT) and in consultation with NGOs like Pratham who have expertise in the field. These protocols should be developed by the end of 2016-17. Once the protocols are ready these can be used to test the quality of students in the State, in both government and private schools.

TEACHER QUALITY

Simultaneous to the development of the protocol for measuring the learning outcomes of the students, a protocol should be developed for measuring the capability of teachers. As of now, there are no surveys of this kind measuring the quality of teachers in the State and hence a base line survey assessing the quality of the teaching pool in the State is necessary. The task of testing the quality of teachers may be left to the authority of the NBSE.

Together with this assessment, training is essential to improve the quality of teachers. The State Council of Educational Research and Training (SCERT) shall use the District institution of Educational Training (DIETs) under its control to impart teacher's training

in the State. The pedagogical practices that have been designed by the NCERT shall be used as the basis for improving the quality of teachers in the State. To finance the training needs, training of science and mathematics private teachers should be conducted on a payment basis. This may not only provide the entire cost of training but significantly reduce the burden on the State exchequer for improving the quality of teachers.

At present out of 11315 primary teachers, as high as about 64 percent of teachers are untrained (UDISE 2015). Presently, there are 11(eleven) DIETs functioning with one in each district. The intake capacity of each DIET is 50 trainees. The institute can train 550 teachers per year. In the next five years, it is envisioned that there will be 22 teachers training institutes in the State. To solve the problem of untrained teachers, the Department will impart training to all the remaining untrained primary teachers in phase wise starting from 2018 to 2024.

Out of 11862 untrained teachers (both graduate and primary teachers), training of primary untrained teachers of about 7000 will be taken care of by DIET. However, graduate teachers of about 4800 still remained to be trained. To train these 4800 graduate teachers, the incentive mechanism which stipulates the increment of teachers who do not get trained would be withheld should be enforced.

Since the National achievement surveys conducted by the NCERT are infrequently done and the results take too long to be disseminated, the State has to develop a database of the performance of both teachers and students. This will ensure that the gains that occur are measurable. Necessary calibration can be carried out to ensure that the State's goals in terms of the education sector are reached by the end of 2030. The results of these surveys should be easily made available in the public domain for discussion and dissemination.

INCENTIVE STRUCTURE AND LEARNING OUTCOMES

Learning outcomes shall also serve as the foundation for a new incentive structure that will be introduced in the State. Once the focus shifts from increasing the number of teachers, Gross Enrolment Ratios to the improvement in learning outcomes, the whole teaching infrastructure of the State can be re-designed along the lines of improving learning outcomes. Personnel policies in the Department can be gradually amended to reflect the shift in the State's policy towards improving learning outcomes of students. Teachers who successfully improve the learning outcomes of their students may be given incentives, in cash or kind.

QUALIFIED TEACHERS TO USHER IN A LEARNING REVOLUTION

There has been a continuous influx of young and highly qualified engineering and science graduates into the education system. These young employees have entered

the education stream for want of other public sector employment opportunities in the State. The educational system has to leverage the morale of these young professionals to make good the deficiency experienced by Nagaland students in science and mathematics.

LEARNING OUTCOMES AND NAGALAND VISION 2030

Education in Nagaland requires to focus on learning outcomes. Improving learning outcomes will automatically cater to the skilling requirement of the population and help the State to achieve its Vision 2030 goals.

The Education Vision 2030 for Nagaland will be the following:

- Achieve cent percent literacy by 2023.
- Improving the percentage of children in Class III- V with Class I reading skills from the current 63.4 percent⁴ to 100 percent by 2020
- Improving the percentage of children in Class III- V who can do subtraction from the current 59.8 percent to 100 percent by 2020
- Improving the percentage of children in Class I-II who can read letters, words or more from the current 91.6 percent to 100 percent by 2023
- Improving the percentage of children in Class I-II with Number recognition skills of from the current 92.5 percent to 100 percent by 2023
- Reduce the variability of learning outcomes across districts for all learning outcome indicators
- Improve the quality of science and mathematics teachers in the State by a ToT method using the services of engineering graduates who serve as teachers in the State.
- Achieve cent percent trained teachers in the State by 2023
- Introduce a discipline on teacher training in the University.
- Capacity building of the members of the Village Education Committee to equip them to perform their supervisory and monitoring roles in an effective manner.
- Incorporate modern technologies for teaching and learning in schools.
- Introduce accreditation systems for schools.
- Improve, upgrade or reconstruct the infrastructure of all aged schools by 2023.
- Promote the private sector schools with special grants, subsidies and incentives for attention to remote areas.
- Visualise new educational system such as the American system as against the present system followed in India.

⁴ I use ASER 2014 figures because these are fairly simple tests and are reflective of the absolute minimum learning standards that students should possess. Once the NLOS data is available those figures may be used as a benchmark.

- Digitization of classrooms: e- classrooms and related ICT infrastructure for all schools by 2020-2025.
- Introduce Nagaland Learning Outcome Surveys (NLOS).

The State shall aim to achieve the goals envisaged in Vision 2030 by concentrating on four (4) broad areas, as represented in Figure No.7.2.

Figure No. 7.2



LEARNING OF HINDI

Institutions and schools for teaching hindi would help prepare the students for jobs in government and private sector outside the state. The financial assistance for existing hindi teachers in schools should be continued by the Government of India.

FOCUS ON TECHNICAL EDUCATION

Interestingly, it is said that in India, all technical jobs such as TV/ refrigerators, cycle / scooter and car repairing etc are being done by non-technical people who learn the trades from outside the schooling system. The greatest challenge, therefore, will be to ensure that the young people are educated and trained at par with their western peers to enable them to compete and initiate start-ups and social enterprises.

For the State, the challenge will be to train Naga youths to develop the desired skills to replace the non-local workers particularly in Government constructions such as buildings, roads, bridges, others. In the face of enormous challenges both economic and social, which have been aggravated by high percentage of educated unemployed youth, the Government has to make education as the game changer to optimize the human resource capital and take the State forward.

Approximately, 65000-67000 students pass out every year from Class 8 and above up-to the degree level. The State therefore needs to focus on manpower planning in the absence of industries and organised private sector, as almost all educated youth look for Government jobs for employment. However, there is practically very less scope for Government jobs as employment in the government is already saturated. To offset

this glaring deficiency in the educational system, there is need to focus and invest on a strong vocational education right from the elementary level as many students drop out of school at the level of Class 8 & 9. As the economy progresses, there is a requirement to move towards creative learning. This will emancipate student's mindset from a government-job centric approach to values of self-employment.

ALTERNATIVE BOARD

It will be, therefore, worthwhile for the State Government to examine the possibility of promotion of a new schooling or educational system. The present system including the NBSE follows the system that was inherited from British India. Its efficacy in the present day context has been often discussed and this could be perhaps reviewed. The distinctive practices followed in the United States of America (USA) or even in many of the South East Asian countries could perhaps be examined as their educational systems are customized to the emerging needs of the present century.

HIGHER EDUCATION IN NAGALAND

Higher Education in Nagaland predates statehood. Fazl Ali College was established as far back as 1959 followed by Kohima Science College in 1961. These initiatives deserve mention as they were started during the most violent period of the Naga political movement. It underscores the need and desire of the people of Nagaland for higher education and learning. By the eighties, twenty colleges had sprung up and the nineties saw the fastest growth of higher institutions of learning when 21 colleges were established. Today, the number of colleges has grown quite substantially with 63 Secular Colleges of which 15 are Government Colleges and 48 are Private Colleges. Besides the Secular Colleges, there are 11 Professional Colleges, 3 Polytechnic Institutes and 29 Theological Colleges recognised by the Government of Nagaland.

Nagaland has today one Central University and three other Universities operating namely the Indira Gandhi National Open University (IGNOU), the Global Open University and the Institute of Chartered Financial Analyst of India (ICFAI). Two more Universities are in the offing namely North East Christian University (NECU) sponsored by the Council of Baptist Churches of North East India (CBCNEI) and the St. Joseph's University sponsored by the Catholic Church under the Diocese of Kohima. Besides the State has five national institutes; the National Institute of Electronics & Information Technology (NIELIT), Meriema, National Institute of Technology at Chumukedima, the National Research Centre on Mithun Jharnapani, ICAR at Jharnapani and the National Institute of Horticulture (NIH) at Medziphema.

CERTAIN PERTINENT ISSUES

1. The nature of courses and programs of study available in colleges in Nagaland are not as diversified as compared to what is required even in the other North East States let alone in the rest of the country and the world. (Table No. 7.1).
2. The educational landscape of Higher Education in Nagaland does not look very balanced. There are more colleges (46) offering Arts stream as compared to Science stream (09) and Commerce stream (16). Therefore, science education, technology, commerce and management studies in the State also need to be promoted.
3. The Gross Enrolment Ratio (GER) in Higher Education (18-23 years) in the State stands at 15.6 as against 23.6 in India as per AISHE 2014-2015(Provisional).
4. The private sector colleges are playing a larger role as providers of undergraduate courses. Student enrolment in private colleges account for 74.49 percent of the degree courses as compared to Government colleges with 25.51 percent. Similarly, the results also show better output from private colleges. (Table No.7.2 & 7.3)
5. The number of students is also rapidly increasing. There were 14790 students in 2008-2009 which rose to 24134 in 2015-2016.
6. Most colleges are concentrated in Kohima and Dimapur with 20 colleges in Kohima and 25 colleges in Dimapur, while there are no private colleges in the districts of Zunheboto, Kiphire, Longleng, Phek and Mon. It may be underlined that Government has taken efforts to establish colleges in all the eleven districts of Nagaland to facilitate even access to higher education but such initiatives need to be strengthened.
7. It is worthwhile to mention that there is hardly any major national institute that the state or the country can pride itself in.
8. There is stark absence of institutes for medical sciences and institutes covering agriculture & allied subjects, engineering, computer sciences, information and technology, management, statistics and so on.
9. There is a growing demand for professional courses in recent times. The need for higher and technical education in the State cannot be emphasized enough.

WAY FORWARD

1. Government of India must establish some iconic National institutions in Nagaland by 2030.
2. The State must take proactive measure to build up technical institutions. The establishment of the medical college must be expedited so also the long pending proposal for the establishment of a Central Agriculture University. This must be taken up on priority keeping in mind the fact that the State's economy will remain agriculture based for a long time to come. Establish medical, engineering, IT and management institutes by 2023.
3. Establish colleges of Forestry, Horticulture and Fishery by 2030.
4. Establish institutes such as Indian Institute of Science Education and Research (IISER) and School of Planning and Architecture (SPA)
5. Make Veterinary College, Jalukie as a National Centre of Excellence for veterinary science.
6. There should be a policy for promotion of private institutions, colleges and universities with premium on technical institutions. Such private sector colleges should be promoted in the more interior districts such as Eastern Nagaland.
7. The State should formulate proper accreditation and quality control policies by 2020.
8. Promoting the potential of Nagaland to attract students from the South East Asian countries is essential. Development of Higher and Technical Education should form an integral part of the Vision.
9. Substantial investment in higher education must be made for fruition of the Vision.
10. NAAC accreditation of all colleges by 2020.
11. Digitization of library and training of all librarians by 2020-2025.
12. Digitization of classrooms: e- classrooms and related ICT infrastructure for all colleges by 2020-2025.
13. Kohima Science College, Jotsoma to be upgraded to the status of Deemed University by 2021.
14. Up-gradation of infrastructures for all Colleges.
15. Establish job oriented institutes such as the aviation, maritime and sports institutes along with polytechnics and tool rooms
16. Set up institutes for Bamboo, Bee Keeping, Bio Diversity, Climate Change and Sustainable Development.
17. Incentivise entry of private sector for higher and technical education.
18. Promote the private universities such as North Eastern Christian University (NECU), St. Joseph's University.
19. Strengthen the existing technical institutions.
20. Establish centres of excellence in discipline such as IT, Hospitality, Journalism, etc.

FOCUS AREAS

Interestingly, it is said that in India, all technical jobs such as TV/ refrigerators, cycle/ scooter and car repairing etc are being done by non-technical people who learn the trades from outside the schooling system. The greatest challenge will therefore be to ensure that the young people are educated and trained at par with their western peers so that they can compete on a global stage for jobs and initiate start-ups and social enterprises.

The biggest challenge for the State will be to train Naga youths to develop the desired skills so that the local youth can replace the non-local workers particularly in Government constructions such as buildings, roads, bridges etc. In the face of enormous challenges both economic and social, which have been aggravated by high percentage of educated unemployed youth, the Government has to utilize education as the game changer to optimize the human resource capital to take the State forward. Approximately, 65000-67000 students pass out every year from class 8 and above up-to the degree level. The State therefore needs to focus on manpower planning in the absence of industries and organised private sector, as almost all educated youth look for Government jobs for employment. However, there is practically very less scope for Government jobs as employment in the government is already saturated. To offset this glaring deficiency in the educational system, there is need to focus and invest on a strong vocational education right from elementary level of education as many students drop out of school at the level of class 8 & 9. As the economy progresses, there is a requirement to move towards creative learning as much as rote learning. This will emancipate student's mindset from a government-job centric approach and to values of self-help and skilling.

HEALTH

HEALTH IS WEALTH

Social sector of which health is a critical aspect is one of the most significant indicators when the actual development of a people or society is mapped and envisioned. Health of the people is required to be seen as a capital investment for development. Investment in providing quality health care is to be seen as a social infrastructure investment which ultimately will result in lower disease incidence among the working population of the State. A healthier State is expected to contribute to increased production in the State.

Economic growth, per capita income, employment, literacy, education, age at marriage, birth rates, availability of information about health care and nutrition, access to safe drinking water, public and private health infrastructure, access to preventive

health and medical care, health insurance are some of the key forces that interact to determine the status of health in a society. As a corollary, it is from these indicators that the progress in health care a society is offering to its citizens is established. Nagaland does have an advantage over many states in India when indices of infant mortality, maternal mortality, absence of sex selection and infanticide are taken into account, and it has a generally healthy and sturdy people.

IMPROVING HEALTH CARE INFRASTRUCTURE

The State is however facing a huge challenge in its endeavor to provide health care that is accessible and affordable to all. Public health care infrastructure is what the people depend on in a State that still has locations that are not connected by proper roads. In the present times, the government will continue to play the primary role in providing health care but the focus needs to gradually shift to promoting more private investments in health care delivery. The immediate short term goals in the next five years should aim to **refurbish** the existing hospital network in the State. Presently, the few private hospitals are concentrated only in the urban areas of Kohima and Dimapur, and to some extent in Mokokchung and Wokha. The tertiary care segment that is in its nascent stage needs a dedicated and focussed push by the State government, so that by 2030, the tertiary cancer care centre and the Nagaland Medical College and hospital become fully functional in the State.

Nagaland has an impressive health care infrastructure of 396 sub centres, 128 Primary Health Centres (PHCs), and 21 Community Health Centres (CHCs) for a population of 19, 78,502 (Census 2011). Strengthening the existing physical infrastructures and relocation of some centres are required to remove inaccessibility and also to reduce low usage of health facilities. It is a fact that even though the State would continue to remain the larger player in providing services, given the present and the future expected levels of public expenditure, inducement of private investment in this sector is critical.

As there is need for total revamp in the system, the State should look at introducing a system of user fee even in government run medical facilities so that the public feels both a sense of ownership of the hospital and in turn confident to demand a certain level of service delivery. The success of the Naga Hospital in management of its affairs after being turned into a separate authority needs to be studied and should be replicated.

To balance out the skewed pattern of private investments and low government spending in health care infrastructure, the sector should look at devising a strategy of 'Area Wise Investment' so that the in first push of growth the uncovered and the under-served areas are covered first. Merely investing in upgrading the hospital infrastructure without all round growth will show only a partial picture of development.

Roads, electricity, along with doctors and medicines are required to complement efficient delivery of healthcare services. The State should have adequate health care workers by 2025, set up diagnostic centres in all districts and establish at least a medical college and a cancer speciality centre by 2023. Simultaneously, establish super specialty health care service by 2025, integrate health services and introduce health insurance cover for all by 2030

The most fragile links in health delivery system is supply of drugs and equipments. The defective procurement system and lack of effective quality control mechanism are the causes of frequent shortage of medicines and non functioning of equipments. There is a need to restructure the procurement system so that it is made more decentralised and fair. This will put an end to rampant corruption and health centres will be able to procure supplies according to their needs.

Even the best trained and dedicated workers cannot function in a dysfunctional system. In order to fulfill the Government policy to provide free drugs and diagnostics to all patients attending the Public Health Institutions, the following measures will be put in place:

- Strengthened procurement policy to ensure provisioning of quality generic drugs and diagnostics through cost effective, efficient and transparent procurement system.
- Establish an IT based robust supply management system to ensure timely availability and prevent stock out and wastage of the logistics.
- Institutionalise good prescribing practices, dispensing practices and rational use of drugs by adhering to Standard Treatment Guideline and conducting Prescription Audits.

USE OF INFORMATION TECHNOLOGY TO AUGMENT HEALTH SERVICES

Possibility of information technology should be harnessed to circumvent the gap of physical inaccessibility and shortage of skilled manpower. As the IT infrastructure makes its inroads into even the remote areas of the state, the possibility of tele-medicine, can become a possibility. The impact of being able to consult specialists from remote areas without having to physically travel will indeed be a boon to the patients in the State. Advancement in technology will surely have a ripple effect in health care delivery also. Lack of specialist doctors in the short run can be mitigated if there is high speed internet and electricity in the remote areas with tie up with some big hospitals of metro cities. The Naga Hospital Authority, Kohima (NHAK) will soon have an E-hospital facility where it will be possible for the patients to access various services, like getting OPD appointments, checking pathology test reports online. This will be done through a unique patient ID number and will help to ease congestion and reduce waiting time for the patients.

eHEALTH

Adoption of e Health will provide a better and faster way of using health resources for information dissemination, interaction and collaboration among health professionals, health providers and the public. There is need to expand tele medicine to 11 district hospitals and whichever can be gradually upgraded to tele health which include computer assisted telecommunications to support management, surveillance, literature and access to medical knowledge.

mHEALTH

The problems of limited human resources and inaccessibility can be mitigated to a large extent by taking advantage of high mobile phone penetration in remote areas and the growing smart phone culture through adoption of m Health. m Health will bring services to the under-served areas through sms, mobile videos and interactions on health and collection of vital health data. With wider usage by general public it can increase public wellness and bring down healthcare expenditures. Considering lack of infrastructure and limited capacity in rural areas m Health is no longer an option – it is a must, if equitable society is to be ensured.

aHEALTH

With the proposed construction of airstrips across districts, the concept of a Health will supplement e Health and m Health in overcoming the impediments of difficult topography will ensure speedy delivery of health care services. For this purpose, choppers and light aircrafts should be at the disposal of the State to meet medical exigencies.

cHEALTH

empower and built the capacities of the rural community by strengthening communitisation process in health care

The human resource of medical care also needs to rise up to be able to meet the growing demands of specialised health care in the State by 2030. Today there are around 373 HR sanctioned posts in all the district hospitals of the State, however, as per the IPHS norms a total of 1232 posts is necessary, which means a deficiency of around 859 posts. This huge resource gap will mean that there will remain a large chunk of the population that has to be denied even primary health care facilities in the present context. This resource gap will have to be rationally filled up. The State should also encourage doctors to take up specialist studies so that the present lack of specialists in the State can be mitigated.

CAPITALIZE ON COMMUNITIZATION

The way forward is to sustain the gains, fine tune communitization mechanism with lessons learned from the past years, bring in accountability and scale up capacity building. With a communitized health mission, public health can be envisioned as a dynamic network of stakeholders at all levels of society that works together to support comprehensive primary health care.

FINANCIAL BARRIERS TO HEALTH CARE AND NEED FOR HEALTH INSURANCE

People with the least means have greater health problems but these are the people who have the lesser access to health care and have to bear the brunt of high expenditure for health care which not only continues to be one of the causes of poverty as per the report of the NSSO but also acts as the financial barriers to health care. The Rashtriya Swasthya Bima Yojana (RSBY) aims to cover the BPL families, and the State reimburses the expenditure towards health care of its employees and dependants, but the entire population is not covered at present. By 2030, the entire population of the State should be within some sort of health insurance cover. Development and strengthening of the health system to enable provision of free services is not only time consuming but is also resource intensive. Therefore, to promote accessibility and affordability of quality health care services there is a need to provide a strong social security net.

NAGALAND HEALTH PROJECT

The World Bank funded Nagaland Health Project focuses on strengthening state capacities to improve health services and increase their utilization by communities in targeted locations in Nagaland. Over the 6 year project period (2015-2021), the project will make investments to the tune of INR 360 crores. Community action for health and nutrition, and health system development are the two broad components. By investing in technical assistance, systems strengthening including, support for intensive monitoring and supervision and procurement of goods and services, the State will attain a level where it will be able to utilize existing health resources provided through the National Health Mission and other health sector programs.

NAGALAND HIV/AIDS SCENARIO

Nagaland has the highest HIV prevalence in the country, with adult prevalence rate of 0.78 per cent (source: NACO technical report) and the general population prevalence rate at 1.29 per cent (HSS ANC 2014-15). Therefore under the National Aids Control programme Phase-iv, the NSACS will have to accelerate the process of reversal and further strengthen the epidemic response in all the districts through a cautious and well defined integration process.

BURDEN OF CANCER

As per Population Based Cancer Registry (PBCR) data (2009 to 2011), the incidence rate (age-adjusted rate) of cancer in Nagaland is **126.1** for males and **98** for females (per 1,00,000 population).

Cancer of Nasopharynx is the most common cancer among men, and Nagaland has the highest incidence of nasopharynx cancer in the country. Cancer Cervix uteri is the most common cancer among women. Stomach cancer is the second most common cancer for both male and female. Given the high incidence of cancer, the State should endeavour to set up specialized medical facilities and tertiary cancer care center in the State with requisite number of Oncologists, Medical Physicists, Pathologists, Radiotherapists and other medical professionals. This will not only ease the burden of treating the disease but will also prevent resource flow outside the State.

Box No. 7.1: *The Three Most Common Cancers*

Sl. No.	Leading sites	No. of cases	%	Age Adjusted Rates
Male				
1	Nasopharynx	42	19.3	21.0
2	Stomach	38	17.4	26.2
3	Oesophagus	35	16.1	19.9
Female				
1	Cervix Uteri	21	19.1	11.0
2	Stomach	16	14.5	12.5
3	Breast	13	11.8	9.5

HEALTH SEEKING BEHAVIOUR

Health problems in the family often are a cause of great financial drain. Over the years, this has resulted in a low health seeking behaviour among the people. A pointed issue with regard to pregnant women and missed Ante Natal Checkup (ANC) is a good example. The low immunization coverage in the State, which stands at around 35.5 percent goes on to show the lesser interest among the rural population in accessing these routine health services that goes a long way in meeting the Sustainable Development Goals (SDG) targets of reducing Maternal Mortality rate (MMR) to below 70 per 100,000 live births and reduce neo natal mortality to as low as 12 per 1,000 live births and under 5 mortality to as low as 25 per 1,000 live births.

A policy to incentivise maternal and child health in the next five years where complete immunization of children or safe deliveries for all women are tied up with release of VDB funds needs to be stressed and tried out. With so many mutations of disease strains and drug resistant new diseases, developing a renewed interest in disseminating information and awareness about the need to complete the immunization cycle of every child cannot be over emphasised. The Vision 2030 aims at building a robust

Naga society with a flourishing economy, whose backbone will continue to remain agricultural. The institutions of health and allied systems involved in providing health care of the citizens will have to be suitably geared up to meet the future challenges.

SOCIAL SERVICES

***“... lifting people out of poverty, advancing economic growth
...these are one and the same fight.”***

- Ban Ki-Moon, Eighth Secretary-General of the United Nations

It is reasonable to state that most welfare services, regardless the sector, should be aimed and focused on the marginalized section of the society - those that are unable to help themselves. RBI (Reserve Bank of India) records state that there are roughly around 3.76 lakhs individuals in Nagaland living below poverty lines (2011-12), which averages at around 18.88 percent. The general goal of any economy is to eliminate poverty, but a more realistic approach is to aim for a steady reduction in the poverty ratio. It is, therefore, imperative that social services should feature as part of public spending. Instead of regarding the social services sector as a liability, it could be viewed as an investment as is with other sectors because empirical evidence also suggests that in most countries whose welfare states constitute at least a fifth of GDP, it considerably reduced poverty.

The existing system has to be reformed to deliver support to the needy in a timely fashion. Some of the initiatives that have to be implemented in the context of the Vision Document are given below.

A. OLD AGE IN NAGALAND

Presently the elderly Population in the State is at 1,39,494 as per the 2011 census, or roughly around 7 percent of the total population. Assuming that this proportion remains constant over the next 15 years, the number of old age people will increase to approximately 2.23 lakhs by 2030.

Preparing for an Aging 2030

The ageing population in the State will most likely affect the trajectory of socio-economic development in Nagaland. While it is a matter of relief that the people may live longer, this may increase expenditure on social services to mitigate the problems of the aged. Pension or social security benefits are some matters that require to be addressed. As the State prepares for a more secure 2030, and as new opportunities and jobs are created, especially in the unorganised sector, focus should also be to develop occupation based social security programs for workers with individual contribution and employer contribution so as to lessen the burden on the benefit systems. Establishing health insurances, which are occupation and gender specific will also ensure lesser burden for individuals as well as the State

for old age related health care issues. The State must also prepare infrastructure to meet the aged related issues, for instance, - establishing district wise and community owned old age homes to address increase in dependency ratios, strengthening of PHCs in rural areas to address age related health issues.

B. THE DIFFERENTLY-ABLED IN NAGALAND

According to 2011 Census there are 29,631 persons with disability in Nagaland, or 1.5 percent of the total population out of which 54.5 percent are male and 45.5 percent female. According to the live register of Employment Exchange in 2015 there are 1109 physically handicapped applicants seeking jobs in Nagaland.

Preparing for 2030 from a PwD Perspective

Though statically, Nagaland may have one of the lowest percentages of PwDs, the fact remains that it still warrants addressal and attention. Considering a lot of factors come into play, it may be difficult to make projections on the growth of the disability population for a 2030 Nagaland. However, it is crucial and appropriate that this sector of social services be taken into serious consideration.

State Disability Policy has to be put in place if people with disability are to exercise their human rights. They need a range of facilitators, whether cultural, systemic and environmental, to enable them access and participation. Facilitators such as accessibility, inclusion in education, employment and society, better health care facilities and infrastructure, skill development that can generate employment are some of the immediate needs.

C. VULNERABLE WOMEN AND CHILDREN IN NAGALAND

Identification of vulnerable groups is not easy as there is no singular parameter or definition. However, from a social services perspective, vulnerable women and children may be defined as those that require intervention in certain critical areas such as healthcare, nutrition, development, economy, protection and security.

Women and Children in Nagaland from Social Services Perspective

Presently in Nagaland, as per 2011 Census, the total female population of the State is 953,853 with 682,064 in the rural areas and 271,789 women in the urban areas. As per 2011 census, women make up 45 percent of the work force in Nagaland.

The total child population (0-6 Age) in the State is at 291,071, and child population (0-6) in the rural areas is at 217,482, with the urban area population at 73,589. The national average of children in India's population is 37percent while that of Nagaland is 41 percent.

According to the India Health Report Nutrition, 2015, total number of underweight children in Nagaland is 1 in 40. According to the same report there are also cases of stunting in children in the State with stunting rate in Nagaland at 29.1 per cent; stunting is inadequate height for age, which is indicative of chronic or cumulative nutritional deprivation in early childhood. Children in the age group of 6 to 59 months in Nagaland also suffer from anaemia with 61.3 per cent.

Reports also indicate anaemic among mothers at 50.2 per cent in Nagaland. It suggests that lack of education among married women, which is at 24.9 per cent in Nagaland, also adds to the malnourishment of their children. Other concerns are also the higher rate of crimes against children and crimes committed by children in Nagaland and the increase in child labour.

Preparing for 2030 from perspective of Women and Children

Women and children play a crucial role in the future of the society, and it is critical that their rights, well-being and future are protected. Addressing women issues and ensuring their empowerment is crucial as it is catalytic to achieving the goals for a healthier future and economy. Educating and empowering women in a society in fact catalyze several positive outcomes - when women receive education, the risk of child mortality decreases, women as managers of water, cooking fuel, and other household resources can become great climate-change managers for the community.

For children, several critical factors such as child survival, child development and child protection contribute towards having a secure future. The focus should be ensuring they being born in a safe-nondiscriminatory environment and being able to grow through the formative years of life in a healthy and dignified way. Reducing the level of malnutrition and micronutrient deficiency in women and children and increasing enrolment, retention, achievement and completion rates in education should also be the focus areas in child development. Protecting the children will also mean safeguarding the children from violence, exploitation and abuse fall under child protection.

D. THE MARGINALIZED POPULATION IN NAGALAND/ BPL CATEGORY

The reasons for incidences and continuity of poverty can be linked to lack of access to income-earning capital assets, dependence on wage employment, low education and other factors. Many of these individuals/households are unable to access the normal Government resources, including resources that are available in the villages. These families are likely to be landless, which in banking terms mean having no collateral. The lack of collateral makes them ineligible of many of the Government programmes. Ensuring better conditions and status of this section of the society is possible through State intervention by adopting practical policies and programmes and providing fair access.

Ensuring An Effective Social Services System

Programmes and schemes to address most of the social welfare areas are already in place. However, the emphasis should be on successful Social Services Implementation System that is transparent and effective. A successful system will depend on and achievement of the following steps.

I. Identification / Selection

There is a need to correctly identify the poor and ensure that social services reach them. If the State is able to achieve authentic district/town/village wise identification of population, along with identification variables such as BPL families / Disabled / Old Age / Widowed, with necessary issuance of valid ID cards or certificates; and these open records are accessible to all government departments/ agencies, the key issue of schemes reaching the right beneficiaries will be resolved in a big way. Therefore, a Master Roll for all beneficiaries should be in place.

II. Easy Enrollment Process

It becomes the duty of the implementing agencies to ensure a transparent and people friendly process for application, sanction, appeal and review, given that the beneficiaries of such welfare schemes are often targeted for the vulnerable and marginalized lot.

To ensure efficient and easier enrollment process for the citizens in 2030, an in-depth study should be done of the present enrollment/ delivery system. Presently the enrollment process starts in village councils for rural areas and Town/Municipal councils in the urban areas. The State could look towards a One stop enrollment / delivery process - converging the social services schemes. Automatic convergence with other schemes should be the norm to provide maximum benefit to the targeted beneficiaries.

III. Efficient Delivery System

Efficient delivery system would ideally entail regular monthly disbursement of pensions/ benefits at the door-step of the beneficiaries in the shortest possible period. Implementation of the Central Government's recent policy of Direct Benefit Transfer (DBT) would resolve the issue . In this context, an Expert Committee for converged enrollment / delivery system could be set up to work out a DBT delivery system. IT based MIS - for sanction, disbursement and monitoring e.g. a system of SMS alert and door step payment could be adopted along with communitization of the delivery process .

IV. Presence of Proper Infrastructure and Services

Effective delivery of social services also means having physical infrastructures in place. For Instance, RSBY card holders need PHCs or District Hospitals, ICDS Children and women need Anganwadi Centres, Disabled people need DDRCs and health Centers, elderly need special Old Age Homes and hospices, Children / juveniles need Special Children homes and Observation homes, Displaced Women need Shelter Homes etc.

A Statewide assessment exercise may be carried out village/town/district wise to assess the number / functionality / gap of infrastructures available with respect to social services.

Development funds related to these projects may be prioritized and sanctioned as per the assessment. Requirement of human resources for social services should also be assessed district wise and Departments may fill gaps as per requirement through employment, training or re-deployment.

V. Regular update and review

A robust grievance redressal system with provision for appeal and review should be put in place, in line with the One-Stop Enrollment / Delivery System. The list of beneficiaries to whom sanctions are issued should be displayed at the Village Councils / Ward / Municipal Office and updated every three months. Online system of all applications, sanction orders, rejections, beneficiaries should be made available and accessible to all.

CONCLUSION

The purpose of social services fulfills the two aspects of 'protecting' and 'promoting' the needs of the weaker sections of the society. Social services can play a major role in development through empowerment of the most vulnerable and disadvantaged people. But the goal should also be towards a well rounded, healthy economy with minimum disparities where dependency on social services is lessened. Till such time, social services must be appreciated as a crucial developmental instrument.

SOCIAL SECURITY NET

The expenditures of the State Government are quite high for exigencies during occurrence of natural disasters which are becoming more frequent especially in the context of climate change. Apart from the damages due to earthquakes, landslides, floods there are also other important issues like crop damage, and even health matters that can adversely affect the lives of the people. While immediate relief can be provided by the Government, the main aspect of rebuilding after disasters will be a herculean tasks in view of the poor resource position of the Government. It is thus imperative that the State start thinking in terms of Social Security Nets by putting into place systems such as Disaster Risk Financing and other insurance mechanisms. Keeping in mind the difficulties that the people will face in registering individual insurance accounts, the present proposal for CBMAS (Community Based Mutual Aid Scheme) to be initially supported by NECTAR should be examined for implementation. Similarly the offers of Swiss RE and the GIZ for partnering with the State and the NE region should be examined.

Such implementation of the Social Security Net will need substantial financial investment for the creation of the initial corpus. Since this is an essential feature for the future this is projected as an important element of the Vision.

CHAPTER 08

GENDER MAINSTREAMING

Development planning has increasingly recognized 'gender' as critical for holistic development. Perspective of both men and women in policies and programmes is therefore crucial for equitable and inclusive growth.

As per 2011 Census, out of the State's population of 19.78 lakhs, 48.2 percent are women. Women represent almost half of the population in Nagaland and this is amongst the best male-female population ratios in the country. However, like in most societies, women face many gender-based disadvantages and derive much less benefits from policy interventions than men unless special measures are taken.

In this context, Nagaland has taken several initiatives to bridge the gender gap for empowerment of women. The State Government enacted and concurred implementation of the 33 percent reservation for women in the Municipal Councils and Police Force, created a separate Department for Women Development, constituted a Women Commission, raised a Mahila Indian Reserve Battalion, set up Women Cell in the Police Stations and recently opened full-fledged All Women Police Stations in Dimapur and Kohima, set up a one stop centre for women in distress and has been a facilitator for many gender sensitization programmes amongst other activities. Yet concerted efforts and actions are required for removal of gender disparities in many areas.

GENDER SENSITIVE GOVERNANCE

The process of governance must be inclusive and participatory. Gender sensitive governance requires that policies and legislation should address the differing needs, interests, priorities and responsibilities of women and men. For any nation or society to optimise the human potential and achieve sustainable development, it will not be possible if one half of the society continues to be denied. Equal opportunities should be extended to both men and women for employment, leadership and decision making at all levels. All citizens must enjoy equal access to quality education, economic resources and political participation by 2025.

VILLAGE DEVELOPMENT BOARDS

Through the Nagaland Village and Tribal Councils Act 1978, the Village Councils and their subsidiary Village Development Boards (VDBs) have been established as mediums of decentralised governance and grass root level planning. The VDB Rules stipulates 25 percent quota for women in the VDB. Although, this is an Act of the Government and does not infringe on the traditional/ customary laws, in many villages, women are not represented enough. In some, the inducted women members are assigned to margins of decision-making or are often excluded from decision-making. In this backdrop, the VDB Rules may be amended to make provision for appointment of Women VDB Secretaries on a rotational basis alternating the tenure between men and women. Further, the 25 percent sub-allocation for women under Village Development Board Fund may be channelized through the nodal Department to ensure its full and effective utilization.

COMMUNITISATION OF INSTITUTIONS

Following the Communitisation of Public Institutions and Services Act 2002, several institutions have emerged, viz Village Health Committee, Village Education Committee, Water and Sanitation Committee amongst others to improve the participatory process of the people in governance and in the delivery of services. While gender parity has been attempted by inclusion of women members in the Committees, there are subjects such as health care which women understand and manage better than their counter parts due to their biological disposition. Therefore, Village Health Committees Rules may be modified to make women as the Convenor/ Chair of such Committees. Biologically and socially, women are more sensitive to the issues of health, sanitation and children. Hence, any policy or programme involving these issues must reflect the voice of women. The Communitization of Public Institutions and Services Act 2002 may therefore be reviewed.

ASSET OWNERSHIP

Economic empowerment of women raises the status of women both economically and socially. Yet, customary laws on inheritance create gender disparity in the ownership of assets limiting women from using land as input for production or for use as collateral for credit. To ease such constraints, land title certificates in the names of both the husband and wife should be encouraged by modifying the clauses in the land registration laws. To incentivise registration of property in the name of women, rebate/concession on stamp duties should be granted on registration of land and assets in their name.

WAGES

Equal pay for work of equal value ensures inclusive growth. However, disparity in wages between men and women based on stereotypes about women's roles is not uncommon. In Nagaland, in agriculture, where women constitute majority of the labour force, wage disparity exist. It is therefore crucial to address gender bias in wage structures by 2020 with sustained efforts at the level of policy making taking a cue from the MGNREGA schemes.

GENDER RESPONSIVE BUDGETING

A necessary area of intervention for securing strategic gender interests is through Gender Responsive Budgeting. The Government should therefore take up GRB in earnest to analyse, to allocate resources and to assess its impact on the needs of both women and men.

GENDER DISAGGREGATED DATA

Capacity building programmes and social welfare/livelihood schemes should have equal participation of both men and women. Gender disaggregated data should therefore be made compulsory for all schemes to ascertain the composition of the programmes.

GENDER RESPONSIVE INFRASTRUCTURE

Gender responsive infrastructure interventions can free women's time by lowering their transaction cost. Reducing women's time cost and increasing mobility and safety increases women's productivity which makes society more productive. Recognition of gendered -differentiated needs is necessary while designing new development projects. Therefore creation of gender sensitive infrastructure should be included in all planning e.g crèches, pre- school, rest rooms with adequate water supply, breastfeeding areas, vending areas with storeroom/godowns for vegetable vendors, solar lighting facility in vending areas to ensure safety and security particularly of women, children and the elderly by 2023.

RESEARCH AND NEED BASED ASSESSMENT

Dearth of research and data on gender related issues is a setback for policy makers and development agencies. The Government must provide adequate resources to for conducting quality research and situational assessment.

RESTRUCTURING AND STRENGTHENING OF GOVERNMENT AGENCIES

Convergence of Government agencies working on women centric or gender neutral schemes and programmes is necessary to avoid duplication of programmes. This will not only save resources but will expand the range of services to larger target groups. A gender specific policy framework and strategic initiative targeting the marginalized section of the women also needs to be developed. Therefore restructuring or reforming of such agencies should be considered by 2020.

REDRESSAL AND REHABILITATION

Fast track courts must be reinstated in the State. The recently introduced all women police stations at Kohima and Dimapur must be expanded to cover all districts. Requisites like proper infrastructure and adequate transport must be provided to enable the police women cell to promptly attend to cases of violence. Forensic laboratory facilities should also be set up in the State to enable speedy delivery of justice.

Rehabilitation mechanism for victims of gender based violence must be strengthened - particularly those victims of rape, trafficked victims, commercially sexually exploited who are the most stigmatized. Setting up of institutional and non- institutional (non-shelter) based rehabilitation must be explored.

CAPACITY BUILDING AND SKILL DEVELOPMENT

Capacity building and skill development programme for school drop-outs, single mother, widow etc must be prioritized to enable them to earn their livelihood and to economically empower them. Further they may be facilitated to promote their produce by creating market linkages. Use of IT can be explored for online marketing avenues. To strengthen the socio-economic empowerment process of the marginalised, financial institutes must be directed to penetrate into the rural areas to initiate the processes. Direct Benefit Transfer must therefore be endorsed.

CORPORATE SOCIAL RESPONSIBILITY (CSR)

Resources through Corporate Social Responsibility (CSR) policy should be tapped to develop State specific development model towards empowerment of children & women. The approach should shift from “welfare” mode where women are considered non-productive dependents to women as producers.

SENSITISATION AND AWARENESS

It should be made mandatory for all agencies implementing social welfare and beneficiary linked programmes to make women and beneficiaries aware of the objectives of the schemes to enable them to take full advantage of the programmes. Awareness for distinction between migration for job and human trafficking to ensure that young boys and girls from the State are not exploited in the cities. Sensitization of policy makers, administrators, enforcers, and arbitrators of justice should also be promoted as it will prepare the stakeholders to rise to the challenge of the promotion of gender equity and to treat men and women as equal partners according to their different needs.

STATE POLICY FOR WOMEN

Formulation of a Nagaland State Policy for Women with comprehensive guiding framework is necessary. This will lead to the advancement, development and empowerment of women, keeping in mind the unique social -cultural context of the State. Further, recognising the biological differences, women cells should be established in all the Police Stations by 2020.

REPRESENTATION IN POLICY MAKING

Ever since Nagaland became a State, not a single women representative has been elected to the Nagaland Legislative Assembly. Only 15 women candidates have contested so far since 1964 compared to the 2071 male contestants. Considering Nagaland is amongst the best male-female population ratios in the country, this statistics are highly skewed and unhealthy. Women represent a half of the State's population and their participation in policy making is a must, a situation most developed countries now enjoy. Therefore mechanisms need to be created to increase women representation across political bodies by 2020. Advocating the need for this will encourage young girls to consider politics as a career option, a situation totally absent at present.

BREAKING TRADITIONAL STEREOTYPES

It is proven globally that women and men working together can lead to much better governance, peaceful coexistence and eventually even better economic outcomes. Women's presence in leadership roles have been credited for more fairness in society, better understanding of the need for children and youths, efficacy in cordial negotiations, etc. Therefore corrective steps need to be taken to ensure participation of women in decision making and in leadership roles.

While societal norms have hindered girls' empowerment, most girls lack understanding of their own rights and their capabilities. Educational institutions can therefore be encouraged to conduct programmes on women's rights and empowerment. School curriculums should ideally include such topics as well. Despite challenges, a number of women in the State have made their mark in various fields - sports, education, civil societies, business, etc. Giving due recognition to such women will be an inspiration to many young girls to follow suit.

The “MYKI” Institution & Brand-Creating Livelihoods Opportunities for Women

The Transformative Livelihood Intervention (TLI) Project initiated by the Department of Women Resource Development during 2006-2007 for the socio-economic uplift of women in the State through the SHG movement and livelihood intervention activities has economically empowered and impacted the lives of many women. This innovative common platform was developed to facilitate the marketing needs of the women. It also doubled up as an institution whereby women in the State could access basic facilities to aid their businesses and enterprises. A nomenclature ‘Myki’ (which literally means women in Nagamese) was given to this initiative and ‘Myki’ came into existence. The Myki programmes include the TLI Project and various other activities from eri silkworm rearing, to weaving, designing, food processing, packaging and marketing of indigenous fruits and vegetables, Naga apparels and furnishings with traditional themed motifs and designs. These ‘Myki’ products are sold in leading outlets/stores within and outside the State. Besides, the Myki Training Centre for tailoring at Dimapur undertakes skilling of educated/school dropout unemployed young girls and women to enable them to earn their livelihood. A ‘MykiFed’, a state level federation of SHGs has also been set up for improving the bargaining power of the women SHGs and to facilitate scale of production. A Curcumin Extraction Plant is also proposed to be set up at Jalukie, Peren for large scale production of turmeric powder for export purpose. These activities are envisaged to scale up the economic status of women in the State.



CHAPTER 09

REGIONAL DISPARITY

Justice and equity lie at the core of sustainable development. No society can be considered developed unless all the constituents equally progress. Although Nagaland itself is among the underdeveloped States of India, even within the State there are areas that are relatively less developed and which require special attention. While there exist small pockets of under developed areas within the districts which are considered more advanced, these are however, dispersed. On the other hand the entire areas of Eastern Nagaland (EN) have the common feature of backwardness as compared to the other parts of the State requiring special attention. Accordingly, this chapter on regional disparity has been focused on the Eastern Nagaland areas which will also throw light on the development strategies for the region.

The existing developmental status of Eastern Nagaland can be attributed to historical reasons. The British first came into contact with the Naga people around 1832. They established their first administrative center in the Naga Hills at Samaguting in 1866 which was later shifted to Kohima in 1878 while the station at Mokokchung was established in 1890. Reverend W.E.Clark the American Baptist Missionary who came to Molung village in 1872 not only preached christianity but also started a school for imparting education. During this period, the Eastern Nagaland regions remained un-administered territories. It was only after India's independence that the first administrative station was set up at Tuensang in 1948. Only then, development works were initiated in these areas. Even after Statehood, special constitutional provisions in the form of Regional Councils for the Eastern Nagaland area were kept for 10 years. However, the development gaps of over three fourths of a century have not been fully bridged due to its geographical remoteness and the area continues to remain to a large extent inaccessible.

The Eastern Nagaland areas covering 6028 sq km comprise 36.37 percent of the total geographical area of the State. As per the 2011 Census, it has a population of 5,71,344 accounting for 28.88 percent of the total population of the State. Given its historical background, a look at the available basic infrastructures in the area indicates that substantial development has taken place after Statehood. In some areas the percentage coverage of infrastructure development seems to be only slightly short

or even comparable to the infrastructure available in the other parts of the State. However, the disparity remains. Bridging the gaps to equalize them with the other parts of the State and further sustaining their development at the rate of development taking place in the other parts of the State seem to be a difficult proposition but which has to be attended to. The other issue is that of the quality of the amenities and services provided and poor maintenance of the assets that have been created over the years.

A cursory glance at some of the development indicators highlights the disparity between the areas of Eastern Nagaland and the rest of the State.

ROADS

The total length of roads in the Eastern Nagaland areas account for about 29.80 percent of the total roads of Nagaland. This is less than the percentage share of the Eastern Nagaland's area to total geographical area, indicating a lower road density of 71.07 km per 100 sq km as against 95.70 km per 100 sq km in other parts of the State. (Table No.9.1 in appendix).

Presently there are no National Highways in Mon and Longleng district. The two roads under SARDP meant to connect the district headquarters to the State capital have been unfinished projects for over five years. In the other areas, the Border Roads Organization which used to provide basic connectivity in past appear to be in a dilemma about the roads under their responsibility. The quality of roads under their charge have also degraded substantially during the last decade. Mon and Longleng remain the two district headquarters of the State with deplorable connectivity, leave aside the issue of quality connectivity in the interior areas of these districts. Similarly, although Tuensang and Kiphire are connected by National Highways, these roads have so far been accorded low priority. The poor connectivity to the Eastern Nagaland areas and the low quality of intra-district connectivity has to be attended to on priority basis.

- i. The SARDP roads should be completed with utmost urgency.
- ii. The existing National Highways connecting Tuensang with Mokokchung and Kiphire with Kohima should be made into two lane in the next three years.
- iii. The proposed National Highway connecting Tuensang to Mon and beyond to Sibsagar should be taken up on priority basis among the new approved or declared National Highways for Nagaland.
- iv. A special road to connect Noklak/Pangsha via Tobu to Assam via Longleng is an imperative if the Tobu (Changlangshu & Monyakshu), and the Noklak areas have to be developed. The upgradation of the existing road will connect the most underdeveloped areas of Nagaland with the other areas and will substantially change the economies of these areas.
- v. Special road maintenance program have to be evolved for the roads of the Eastern Nagaland areas for which special funds have to be earmarked.

POWER

A look at power infrastructure in terms of villages electrified in the Eastern Nagaland areas gives a relatively better picture with the percentage of villages electrified almost at par with the rest of the State. In fact Kiphire is the only district of Nagaland that has 100 percent villages electrified. (Table No. 9.2 in appendix)

Since industrial activity is non-existent in the State, the problem of power supply in the region is perhaps not the load factor. There is sufficient power available in the grid, if required. The basic issue is therefore the delivery of services in terms of transmission, distribution and maintenance. While restructuring the Power department, a special division should be established for the Eastern Nagaland areas. This is necessary keeping in view of the fact that the major hydro potentials of Nagaland are located in the Eastern Nagaland areas viz. Dikhu and Tizu-Zungki.

WATER SUPPLY

As against the average of 40.72 percent of habitations fully covered in the rest of Nagaland, water supply coverage in the rural areas in the Eastern Nagaland areas is only 31.65 percent. However, in terms of partially covered villages, the average in the Eastern Nagaland areas is 68.35 percent as against 56.47 percent coverage in the rest of Nagaland.

In the urban areas, Mon district headquarter has the highest availability of water with 46.46 LPCD (Litres Per Capita/Day) and Tuensang with 24.20 LPCD. These are relatively better than the other districts with 11.56 LPCD for Kohima, 9.45 LPCD for Zunheboto and 7 LPCD in Mokokchung. However the other two district headquarters of Longleng and Kiphire remain at the bottom in terms of water supply with Kiphire at 5.29 LPCD while Longleng town has no piped water supply at all. Special water supply program for the Eastern Nagaland areas therefore needs to be taken up.

EDUCATION

A cursory glance of the literacy rates of the various districts of Nagaland show that the Eastern Nagaland areas are clearly behind the other districts of the State. The literacy rate of Mon district especially female literacy is a matter of concern. There are reports that indicate that in some pockets like Tobu the female literacy could be as low as 17 percent. This requires immediate attention.

In terms of availability of school infrastructure in the Eastern Nagaland areas, figures indicate satisfactory progress. However the setback is in the absence of private schools, especially at the higher secondary and the high school level. There are 711 Government schools and 173 private schools in Eastern Nagaland as against 1544 and 568 in rest of the State respectively. (Table No. 9.4 in appendix)

The HSSLC and the HSLC exam results further gives a picture of the poor quality of education in the Eastern Nagaland areas. On the one hand the enrolment is very low indicating the possibility of students of these areas migrating to study in schools outside the districts. And within the low enrolment, the pass percentages are very low ranging from 4.18 percent in Kiphire to 11.01 percent in Mon in the HSLC. In the HSSLC, the pass percentages improves slightly but is almost the same. Except for

Box No.9.1: **Comparative Literacy Rates of Nagaland and Eastern Nagaland Areas**

Name	Total Literacy Rate	Male Literacy Rate	Female Literacy Rate
NAGALAND	79.55	82.75	76.11
Mokokchung	91.62	92.18	91.01
Zunheboto	85.26	87.85	82.62
Wokha	87.69	90.81	84.48
Dimapur	84.79	87.54	81.77
Phek	78.05	83.66	72.21
Kohima	85.23	88.69	81.48
Peren	77.95	82.84	72.58
Seven Districts of Nagaland	85.05	88.11	81.77
Mon	56.99	60.94	52.58
Tuensang	73.08	76.31	69.59
Longleng	72.17	74.48	69.63
Kiphire	69.54	74.88	63.96
Eastern Nagaland	65.39	69.06	61.38

the Government HSSLC school, Mon and the Private HSSLC school, Kiphire, the pass percentages are much below the averages of Nagaland. As against the national student teacher ratio of 30:1 (RTE Norms), Nagaland as a whole has a ratio of 14:1 while the ratio in the Eastern Nagaland areas is 16:1 (Govt. plus Pvt. School). While the student teacher ratio cannot be attributed for the poor performance the HSLC and HSSLC, the differences in the student teacher ratio between the Eastern Nagaland areas and the parts of the State can be bridged by relocation and rationalization of teachers from other districts. The relatively poor performance of students in the Eastern Nagaland areas perhaps can be attributed to the lack of accountability and quality of teachers in the schools. (Table No. 9.5 & 9.6 in appendix).

For the Government schools, incentivization programs can be drawn to attract teachers from outside the Eastern Nagaland areas, especially Maths and Science teachers. Special programs could also be formulated to provide amenities such as housing and

special and intensive training programs for teachers of the Eastern Nagaland areas. However to really improve educational standards it is essential to induce private schools to be set up in these areas for which the government could evolve an incentive or promotional policy. A possible model is the Public Private Partnership (PPP) model used in other parts of the country where the management of schools is left to the private sector. The success of these policies will however, be dependent on the issues raised in the section on incomes and livelihood.

Box No.9.2: Number of Colleges

Sl. No	Category	Nagaland	Eastern Nagaland
1	Government	15	4
2	Private	46	1
	Total	61	5

Source: Department of Higher Education, Nagaland

COLLEGE EDUCATION

The Eastern Nagaland areas are deficient in higher education. This is perhaps due to the inertia of the private sector to set up colleges or institutes of higher learning in the area as reflected in Box No. 9.2

While Government colleges need to be strengthened to improve the quality of higher education, there are limitations to Government interventions apart from resource constraints. Therefore, appropriate policies require to be evolved to encourage and incentivize the opening of private colleges in the Eastern Nagaland areas.

HEALTH

The health infrastructure in the Eastern Nagaland areas indicate deficiency in many areas. While District Hospitals have been established, in all the districts the Community Health Centres and the Primary Health Centres are not commensurate to the area. In addition to the shortage of health centres a special concern is the deficiency of health care workers. This is further compounded by the lack of equipments and facilities even for basic diagnostics. While the total hospital beds in Eastern Nagaland area constitute only 23.54 percent of the total hospital beds in Nagaland, the medical personnel posted in the area constitute about 20-30 percent of the total. (Table No. 9.7, 9.8, and 9.9 in appendix)

The situation is all the more precarious given the fact that there are hardly any private hospital and private clinic to supplement the health care facilities of the Government. Only three private nursing homes run by NGOs function in the area. People of the region therefore have to travel to Dimapur and Kohima or to Mokokchung for medical treatment. This further adds to their cost of treatment which becomes substantial given their poor economic conditions and low incomes.

The three Nursing Homes in the Eastern Nagaland areas are

- i. Eastern Naga Nursing Home – Tuensang
- ii. Eleutheros Christian Society – Tuensang (Sangsangyu)
- iii. Yingli Mission Society Home - Longleng

All these three Nursing Homes are NGO initiatives. Therefore efforts to encourage private investment in health care facilities in the Eastern Nagaland area is necessary and for which policies have to be drawn up.

DEGREE OF URBANISATION

Another important indicator to measure the level of regional disparity is the degree of urbanisation. Higher proportion of population living in urban areas reflect the progress and prosperity in a society. The State as a whole has a low urban population of 28.86 percent. Only Dimapur and Kohima districts have higher percentage of urban population compared to the State's average.

Eastern Nagaland has 16.68 percent of its population living in urban areas, while rest of the State has 33.80 percent. This suggests higher rural population in Eastern Nagaland, which portrays higher proportion of people with less access to developmental facilities and amenities.

HUMAN DEVELOPMENT INDICATORS

Given such a background, it is not difficult to understand why the region ranks low in the Human Development Index, the Poverty Index and the Gender Index.

LIVELIHOOD AND INCOME

There are many factors that have led to the adverse situation prevailing in the Eastern Nagaland areas. The historical reasons have been explained and which makes it imperative for substantial State Government investments in the Eastern Nagaland areas for developing the physical infrastructures especially pertaining to roads and connectivity.

But along with the investment, other issues have to be understood. Poor connectivity hinders many other parameters of development such as production and productivity, technology transfer including qualified manpower which have to be infused into the area. But above all, there is need to encourage private sector to come into the area.

These all translate to the need for creation of a robust economy in the Eastern Nagaland area to induce the private sector to venture into the area, the purchasing power of the people have to increased. Therefore focus should be on how to increase incomes of the people which, like in the rest of the State, would be dependent on agriculture.

Box No.9.3: HDI

	HDI	GDI	HPI
Dimapur	0.81(1)	0.72 (1)	16.40 (1)
Kohima	0.66 (2)	0.59(3)	27.84 (4)
Peren	0.60 (5)	0.54 (6)	27.10 (3)
Mokokchung	0.61 (4)	0.57 (4)	22.56 (2)
Wokha	0.66 (2)	0.61 (2)	32.56 (8)
Phek	0.59 (6)	0.53 (7)	30.84 (7)
Z'boto	0.51(10)	0.49 (9)	28.27 (6)
Tuensang	0.53 (9)	0.49 (9)	36.80(10)
Mon	0.50(11)	0.45(11)	42.09(11)
Kipheri	0.59 (6)	0.55 (5)	36.61 (9)
Longleng	0.54 (8)	0.50 8)	27.95 (5)
Total	0.63	0.58	28.89

* HDI : Human Development Index *GDI : Gender Development Index

* HPI : Human Poverty Index

Source: HDR Nagaland 2015 (forthcoming)

As per Census 2011, 45.47 percent of the total workers in Nagaland were engaged in agricultural activities. Eastern Nagaland has 182778 agricultural workers which accounts for 41.26 percent of the total agriculture workers of the State. This also means that close to 60 percent of the total workers in Eastern Nagaland are engaged in agriculture out of 3,08,335 total workers of Eastern Nagaland.

The production figures on agriculture and horticulture during 2014-15 shows that Eastern Nagaland with 182778 agricultural workers produces 689968 metric tonnes of agriculture and horticulture crops which accounts for only 29.73 percent of the total production in the State. This implies that despite the high number of workers engaged in agriculture, Eastern Nagaland does not have commensurate contribution to the overall State production, signifying low agricultural worker productivity (income/output per worker).

Jhum Paddy, Maize and Kholar are the major crops in these regions. However, these basic crops are produced only for self sustenance rather than to generate income. As a result, there is disparity in economic gains in the cultivation of crops between the agricultural workers of Eastern Nagaland and agricultural workers in the Rest of Nagaland. This is another cause of economic inequality between the regions.

A comparative analysis between income generated by the people of Eastern Nagaland and that of the Rest of Nagaland will support the contention about the prevalence of disparity. During the year 2014-15, while each worker on an average engaged in agricultural activities from Eastern Nagaland on an average produced Rs. 61,147 worth of agricultural produce, a worker from Rest of Nagaland produced Rs. 1,01,526 which is almost twice the income of a person of Eastern Nagaland. This implies that people of Eastern Nagaland have lower purchasing power compared with the Rest of Nagaland.

Unlike the public sector, the main objective of the private sector is to maximise profits through sale of goods and services. However, it plays a significant role in the process of development through provision of requisite facilities, amenities and services albeit at a price. Thus in the absence of buyers and users with purchasing power in Eastern Nagaland, very few private players are willing to invest in the area. The existence of only three Nursing Homes too under health sector in the entire region is indicative of the economic status of the people. The presence of only one private college and 173 private schools as compared to 45 private colleges and 568 private schools in the Rest of Nagaland reflects the low purchasing power of the people in this region.

The key is to start from agriculture sector given that the Eastern Nagaland's 60 percent of the total workers are engaged in agricultural activities. The workers need to be incentivised away from the traditional way of subsistence farming practiced over the years into more commercial ways of farming. Statistics show that eastern regions especially Mon and Tuensang have yield per hectare in Jhum Paddy, Maize and Kholar, implying higher production capability. Harnessing such potentials by making people in these areas specialize on commercial and cash crop production will pay high dividends. This possibility is evident from the way in which cardamom is being grown in Mon district (Aboi area) and the successful commercial horticulture practices initiated in the Sangsangyu area of Tuensang.

Commercial farming stimulates the market economy. When commercial farming kick starts, it will have a domino effect on several other sectors especially the post harvest activities of transport, storage, marketing and processing. Such chain reaction will impact not only the conditions of the farmers but also create employment opportunities. However, given the economy of the Eastern Nagaland areas, it will be necessary for the State to take a lead in issues like crop insurance for commercial crops by tapping into the national crop insurance schemes. Similarly, PPP models need to be evolved in areas of food processing and marketing.

EMPLOYMENT SCENARIO

The Economic Census conducted in 2013 captures mostly private enterprises and gives detail of the type of activities and number of employment region-wise. As per the Census, there are 1,61,818 persons employed in the private enterprises in Nagaland, out of which persons from Eastern Nagaland constitute 22.26 percent and persons from rest of the State constitute 77.74 percent. Economic Census 2013 also recorded 60937 enterprises, 15311 in Eastern Nagaland and 45626 in the rest of the State. (Table No. 9.11 and 9.12 in appendix).

According to the Economic Census, persons from Eastern Nagaland are concentrated in retail trade with 11210 employees, followed by education with 6678 persons and manufacturing with 5902 persons. Notably, the type of enterprises is mostly rural-based, recording 76.98 percent of the total enterprises in Eastern Nagaland as against 23.02 percent in the urban areas. Meanwhile the rural based enterprises in other parts of the State was 47.47 percent as against 52.53 percent urban based out of the total 45626 enterprises. This supports the established fact that the Eastern Nagaland economy is agriculture based and that urbanisation is low in these regions. Therefore focus has to be on the agriculture sector for the economy to take the path of growth. Variation in density of enterprises across regions is substantial, with Dimapur having the highest density of 18.01 enterprises per sq km to Kiphire to a low of 0.72 enterprises per sq km. The average for Eastern Nagaland is 2.54 while the rest of the State is 4.33 enterprises per sq km. It is seen that, because of lesser number of enterprises in Eastern Nagaland, employment generation from these enterprises is also lower with only 36028 employees as against 125790 in other parts of Nagaland. The type of private enterprises in Eastern Nagaland is mostly rural based therefore concentration of enterprises is more biased towards the other parts of the State. This further result in low income status of the people in Eastern Nagaland.

MINES AND MINERALS

The Eastern Nagaland region is richly endowed with mineral resources. It is therefore pertinent to pay attention to exploitation of natural and mineral resources of the region. Apart from oil, all other major natural resources of Nagaland namely coal, limestone and nickel, cobalt and chromium bearing magnetite, bio-diversity and hydro power are located in the Eastern Nagaland areas. Special policies for exploiting these resources require to be evolved early so that by 2030, the resources are optimised for productive use. The policy will have to include provision of roads and connectivity for exploitation of the resources. This will enhance the economy of the state.

TOURISM

The Eastern Nagaland areas are repository of the rich traditional culture of the Nagas. In most of the more advanced districts of the State, the traditions and customs have become somewhat diluted or forgotten that people are now trying to recreate them. Whereas in the Eastern Nagaland areas the traditional practices and customs still exist to a large extent. Similarly, the rich biodiversity which still exist in the area can be developed for eco-tourism. These features can attract tourists provided they are preserved, developed and necessary tourism infrastructure is put in place. A special tourism promotion policy for the Eastern Nagaland areas is therefore necessary.

INTERNATIONAL TRADE AND COMMERCE

The development of international trade and commerce through Nagaland cannot be conceived without the Eastern Nagaland areas. Accordingly, infrastructure development along these areas need to be given due attention keeping in mind the future prospects of international trade and commerce.

Presently the potentials of trade and commerce cannot be visualized in the conventional manner of trade in goods as both the sides of the borders are undeveloped. While Myanmar areas across the borders are perhaps one of the most underdeveloped regions of the world, on the other hand the people on both sides of the borders are of the same Naga tribes. Longwa village is a prime example where the Angh's house lie on either side of the International boundary. Very strong socio-cultural and even rudimentary economic interface exist among the people in the borders. In such a situation, the Eastern Nagaland areas of Nagaland along the borders can be developed to provide 'Services' such as education and health care. Even now, Noklak is reported to be catering to thousands of students from Myanmar in their schools. It is also found that a lot of precious minerals such as gold and precious stones occur in these areas. An appropriate policy therefore, needs to be evolved to develop these sectors to cater to such potentials. This will greatly add to the general development of the entire state.

WAY FORWARD

- Build up the economic status of the people by initially promoting intensive agriculture.
- Address the development gaps in infrastructure of the area especially relating to connectivity and power by 2020.
- Intensive upgradation of the social service institutions such as schools and hospitals by 2020.
- Formulate and implement a policy for rationalising the exploitation of the natural resources especially minerals of these areas by 2020.
- Promote tourism through appropriate infrastructure by 2020.
- Formulate a policy for development of trade with Myanmar both in goods and services by 2023.
- Undertake intensive capacity building and skill development of the people for employment by 2020.



Photo DIPR

Good Governance has to be the cornerstone on which Vision 2030 will find fruition. Governance, which has faced setbacks in the State on account of various historical reasons, has today become a major concern of the people. Majority of the submissions made by individuals, organizations and the civil societies have stressed on this issue and it requires to be given due attention in such a document.

A BRIEF HISTORICAL BACKGROUND

Administration in the modern sense was introduced in the Naga Hills only with the coming of the British in the late 19th century. Even then the British had left large tracts of the Naga Hills in the trans-Dikhu area as unadministered territories. It was only in 1948 that these areas were brought under the North Eastern Frontier Area Administration after India's independence. However, the Naga Hills soon became embroiled in the insurgency movement and the State was created in 1963 amidst much turmoil. It has been a historical tragedy that the boundaries of the new State, both within the Indian Union and with Burma were arbitrarily drawn without ascertaining the actual ground realities. The Nagas were never consulted nor their consent taken while carving out the State of Nagaland, thus leaving out large chunks of Naga inhabited and owned territories outside the state. This continues to be a serious bone of contention that requires to be addressed realistically by the Government of India. Statehood brought about hope and the subsequent relative peaceful situation in the 70s and the 80s ushered in considerable development. However much of the 'ad-hoc' decision making practice imbibed as hangover of the insurgency period remained. Further with retention of only a few administrators from the erstwhile Assam administration, the administrators of the day possessed very little knowledge of the Rules and Regulations. There was no proper Administrative Training Institute and after recruitment, officers were largely left to run the administration by trial and error methods. It is however, to their credit that they retained many of the ethics and values imbibed from the British days. Their firm conduct also helped in the process of maintaining peace, law and order. The introduction of Parliamentary Democracy to the tribal people also proved to be extremely complicated and the transition of policy and decision making to the political level made the entire process of governance even more perplexed.

The 90s witnessed tremendous upsurge of violence. While the Cease Fire of the late nineties brought about a measure of peace, yet without clear definitions, it brought about a peculiar situation of prevalence of seemingly several parallel governments. In such a historical process, the concept of 'Good Governance' that really did not have very strong roots, never really took off in Nagaland and it continues to suffer at the cost of the people.

REFORMS AND RESTRUCTURING

With attainment of education and enlightenment of the people, there is today a growing demand for good governance in the State. This has further become one of the major reasons for frustrations and growing tensions among the people, especially the youth. Apart from the basic aspects of transparency and accountability in Government, there is need for substantial reform and restructuring in Nagaland given the fast changing environment both at the national and international level. Such restructuring should be directed towards changing the attitudes and redefining the roles of the people in the Government to impact their perspectives to development. The restructuring should further look at democratization and decentralization not only in the functioning of the various agencies of the Government but also in sharing responsibilities with the people to make the development process more inclusive and participatory. Particular reference needs to be made with the emergence of new policies of the Government of India that entails new thinking and approach in the State.

- a. The Plan and Non-Plan distinction has been done away with.
- b. The special category status of the small and mountainous States of the country, especially the NE States have been discontinued and replaced by a new approach to deal with special problems.
- c. Planning Commission that used to intermediate in the planning and development process has been replaced by the NITI Aayog that emphasise perspective thinking.

There is a need to think in a new way about development in the context of the removal of the distinction of Plan and Non-Plan and where overheads of the Government can become overwhelming, leaving no funds for development. The departments therefore need to think and act with discretion. They have to evolve new delivery mechanisms for development within the new context of availability of resources at their disposal and reform to find ways and means to raise resources for development through new avenues such as taxation or user charges. Departments require to also build capacities to mobilise resources from the many multilateral, bilateral, funding agencies and Foreign Direct Investment. The attitude of the departments and their perspectives about the private sector in development need to change and conscious efforts should be made to enhance investments in the State. Above all, it is pertinent to decentralize, delegate and restructure the delivery systems of the departments.

This entails democratizing and sharing of responsibilities with the communities, civil societies and the NGOs. The 'Communitization' process initiated by the State has been lauded the world over and such processes should be promoted and strengthened making these institutions of self-governance more effective in sharing developmental responsibilities.

The UN Resolution on Sustainable Development Goals adopted in September 2015 '**Promoting Peace, Justice and Strong Institutions**' as one of the 17 Sustainable Development Goals. It highlights the significance of reforming and restructuring governance if the other Sustainable Development Goals are to be achieved. Therefore, governance is an essential and an unavoidable tool if reforms have to be brought about and visions are to be achieved.

To take forward the vision of achieving developmental goals in the State as envisaged, and to enhance the wellbeing of its citizens in an inclusive and sustainable way, '*good, effective and equitable governance*' must be made a core part. Only then, Government will be accountable and transparent in their use of public resources and will have the capacity and institutions to resolve problems on public policy and will effectively implement rules. It will also lead to equitable application of the rule of law and equitable distribution of wealth and opportunity within the society. These three concepts need to be embraced for governance to take place in the context of sustainable development. The following may serve as the way forward for the State while formulating strategies and addressing the challenges to achieve sustainable governance.

1. Restructuring the Governance System and Re-skilling the Public Sector

Nagaland has a history of bifurcation of larger departments into smaller departments prompted by the objective to improve delivery of services under various national flagship programmes and central schemes. This has led to overlap of activities, jurisdictions, operational areas and even financial expenditure. Therefore, it is crucial for the Government to consider re-engineering of the departments to facilitate better governance and delivery mechanism in the State.

Attention is also required to re-skill the existing public servants at all levels of governance through professionally designed in-service training programmes that will add value to work and will improve governance at the respective levels. A flagship State programme on "Re-skilling Public Servants" in line with the Prime Minister's Skill Development agenda will greatly enhance governance and delivery in the State.

2. Reviewing Work Force, its Efficiency and Introducing Human Resource Management Reforms

The number of government servants in Nagaland is estimated to be about 1,19,339 employees accounting for 6.03 percent of the total population as per explanatory memorandum to the Demand for Grants 2016-17, Department of Finance, Government of Nagaland. They represent 12.26 percent of the total workforce in the State. This scenario must be reviewed and effectively reformed to ensure that the State's resources are judiciously spent and the work force monitored. The review should be done to bring in reforms in human resource management aimed at bringing in transparency, accountability, better financial management and good governance both within agencies/ departments/ institutions and the State Government. The State Government has recently banned contract/adhoc appointment. Constitution of Subordinate Services Selection Board (SSSB) for posts outside the purview of Nagaland Public Service Commission(NPSC) will further streamline the recruitment process. The Department of P&AR has initiated implementation of a comprehensive web-enabled Personal Information Management System(PIMS) to address the administrative requirement for managing its employees right from the date of their joining into service till they retire. It is a centralized repository that will enable efficient data input and transparency, allowing better management of human resources and administration.

3. Reinforcing Governance at Middle and Lower Rungs of Public Offices

Since the category of people at the lower rung of public offices are the main agents of the Government that interface with the society at large, it becomes imperative to give utmost priority to these category of people for any skill enhancement exercise and to enable them to access appropriate communication technology and infrastructure for maintenance of systems, for mobility and effective governance.

As envisaged in the principles of decentralized governance, the devolution of financial and administrative functions to public servants at the middle and lower rungs of government must be enforced in letter and spirit. Doing so will encourage a more effective and efficient governance and delivery mechanism within the specific and larger framework of the State Vision or sustainable development strategy.

4. Review of Laws, Policies and Rules

The rapid pace of progress and development at the national and international arena and has prompted governments and even the private sectors to review their policies and operational norms. In line with this trend, it will be imperative to review, assess and if need be amend, repeal or formulate appropriate policies, laws and rules that will provide the legal frameworks, executive powers and directions for implementation of the new State Vision and sustainable development strategies.

5. Harnessing Technology for Governance

The State must take advantage of all available technology to manage and monitor governance, utilizing appropriate technologies and applications for information sharing, value addition of products, industrialization and even power generation. It should also be utilised to effectively enhance services and delivery mechanisms in a transparent manner.

6. Thinking Strategically about Institutional Arrangements for Good Governance

Notwithstanding the successful implementation of the Village Development Board (VDB) and Communitization Act, much still needs to be done in terms of complete devolution of powers to these institutions at the grass root level. It is therefore necessary to further review the existing arrangements and evaluate the effectiveness and capabilities of these institutions to be enable them to be active partners and collaborators in achieving the State Vision and sustainable development strategies.

Governance is however beyond public offices and must include both the private and non government sectors. This will ensure overall development, with the private sector reaching out and working where the public sector cannot. This will lead to a more peaceful and just society.

7. Environmental Governance

While development is necessary for the society, its impact on the environment has to be assessed and considered. Given that Nagaland has potentials of coal mining, stone quarrying and oil explorations, the Government has to take measures that integrate environmental issues into the development process.

“Where there are threats of serious or irreversible damage, lack of full scientific certainty shall not be used as a reason for postponing cost-effective measures to prevent environmental degradation” (United Nations, 1992). In other words, the absence of complete scientific evidence to take precautions does not mean that precautions should not be taken – especially when there is a possibility of irreversible damage.

WAY FORWARD

The Vision 2030 for Nagaland envisages broad reforms and restructuring in the functioning of the Departments and Sectors. An illustrative list is provided below. However, reform, restructuring and convergence should be extended to all other sectors for which the Government could institute a Special Committee to undertake the exercise.

- i. Institute a State Development Commission as a statutory body and further substantiate with the formation of a Nagaland Economic Service formed with the merger of the present Planning Machinery, Economics and Statistics and Evaluation Departments.
- ii. Create a new cell or a division under the Finance Department for banking and investment
- iii. Restructure the office of the Agricultural Production Commissioner as a Commissionerate for co-ordination and for enabling convergence of agri-allied sectors.
- iv. Unbundle the Industry Department into three areas of operation; Large, Medium and Small Enterprise, and the cottage or tiny unorganized sector.
- v. Unbundle the Power Department on the lines of the corporate sector and create distinct areas of function for generation, transmission and distribution.
- vi. Restructure the Transport Department to change their perspective from concentrating on the Nagaland State Transport (NST) to road, rail, air and other emerging modes of transport and communications.
- vii. Unbundle the Geology & Mining Department into distinct disciplines for survey, exploration and exploitation.
- viii. Pool in the resources of similar activities in the State like the GIS cells available in many of the departments under one umbrella.
- ix. In order to bring more focus to specific and urgent development projects or programmes, the mission mode approach experimented in NEPED, Bamboo, Bee & Honey Keeping Missions should be adopted as a policy.
- x. Constitute an Administrative Reforms Commission (ARC) to look into the proposed unbundling and corporatisation of the Departments.

ARTICLE 371(A) AND THE VISION

The main text of the Article in the Constitution of India reads as follows

Notwithstanding anything in this Constitution,

(a) No Act of Parliament in respect of

- (i) Religious or social practices of the Nagas,
- (ii) Naga customary law and procedure,
- (iii) Administration of civil and criminal justice involving decisions according to Naga customary law,
- (iv) Ownership and transfer of land and its resources, shall apply to the State of Nagaland unless the Legislative Assembly of Nagaland by a resolution so decides.

This Article is perhaps the greatest incorporation in the Constitution of India for protecting the rights of the Naga people and needs to be safeguarded at all costs. However, in terms of the future thinking for the economic development of the State and its people, the Article needs to be reviewed from the operative point of view. As seen in the wording of the Article, the Constitution of India prevents, inter-alia, the Parliament from passing any acts that will affect the social, customary and traditional practices of the Naga people. This position should be retained. It however, does not preclude the State through the Nagaland Legislative Assembly (NLA) from passing any laws to regulate any or all of the sub-clauses listed in the said Article. In this context there is today, an urgent need to examine the land tenure systems, particularly in matters relating to the creation of appropriate and modern land record systems. This will facilitate the commoditization of land and create appropriate environment for development to emerge in the right direction, especially investment flow into the State. For this, immediate 'Cadastral survey' of the entire State needs to be undertaken along with formulation of appropriate laws and regulation for issue and maintenance of 'Title Deeds' or ownership rights that will facilitate transfer of land between the individuals or even the investors.

This would also enable the process of commodification of land in which equitable values could be attached to land in a structured form across the State. Such a process of modernisation of the land tenure system will stream line the existing pattern of landholding and attract investments pushing the growth trajectory to a higher level in the State.

RATIONALIZATION IN THE SCHOOL EDUCATION DEPARTMENT

The focus on expansion of Government Primary and Middle Schools to cover all areas over the years has brought about its own attendant problems in terms of a bloated strength of schools as well as teachers. There were incongruities such as schools with no student and shortage of math and science teachers even as the student : teacher ratio became as low as 11 : 1. To arrest the growing number of school teachers, the Cabinet ordered a freeze on fresh appointments, including filling up of vacancies, in May, 2013. To partially address the problem of shortage of teachers in the districts of Kiphire, Longleng, Mon and Tuensang, a special recruitment of 102 math and science teachers and 211 primary teachers was permitted in 2015 against the unfilled vacancies. Further, the School Education Department embarked upon an exercise of rationalization of schools spearheaded by Hon'ble Minister of School Education in 2015. In consultation with the stakeholders, the total number of schools was reduced to 2,070 from 2,254 schools, a reduction of 184 schools. It has been gratifying to note that the rationalization in school education has also been taken up by Ministry of Human Resource Development, Government of India in 2016. The rationalization process in School Education Department is continuing.

Source: School Education Department

RIGHTSIZING THE WORK-CHARGED EMPLOYEE STRENGTH IN PUBLIC HEALTH ENGINEERING DEPARTMENT (PHED)

The excessive number of work-charged employees has been a major problem in engineering departments like the Public Health Engineering Department (PHED). Once hired, it is difficult to fire a work-charged employee. In PHED, the problem assumed menacing proportions with the annual wage bill touching Rs. 21 crore in 1998-99. Precious resources were spent on a bloated work force of 7,504 work-charged employees. Alarmed, the Department issued a code number and a photo-identity card to weed out ghost employees. By 2002-2003, there was marginal reduction in the number of work-charged employees to 6,618 and the annual wage bill had reduced marginally to Rs. 19.20 crore. But this was not enough. Therefore, PHED worked out an innovative severance package in the shape of Voluntary Retirement Scheme. 3,143 work-charged employees opted for availing the package. This 'golden handshake' supported with loan from the Central Government, saved over Rs. 9 crore annually. In the subsequent years, PHED has consistently reduced the strength of the work-charged employees further through attrition. Today (as in November 2016), the Department is managing the water supply schemes with 1,972 work-charged employees involving annual wage bill of about Rs. 12 crore (with revised wages).

Source:SHDR 2004

FINANCING THE VISION

Funds and financing is the most fundamental issue in any vision for development for which both the State Government and the Government of India have to pay special attention to the peculiar resource position of Nagaland. When Nagaland was granted statehood, it was created with the intention to resolve the Naga political problem and to put an end to the violence and the misery suffered by the people that included the induction of the army with the AFSPA (Armed Forces Special Powers Act) to contain the situation. In such a circumstance, it was understood that the State will not be financially viable for a long time. Although much development has taken place over the years, the situation, both politically and economically has not changed much. Nagaland continues to be a resource starved State and is almost entirely dependent on the Government of India for all its financial requirements including funds for the development of the State.

A quick look at the Budget of the State for the year 2016-17 indicates that almost 90 per cent of the Revenue receipts of the State comprise of Share of Central Taxes and Revenue Gap Grant from the Government of India amounting to Rs. 6296 crores out of the Total Revenue Receipts of Rs 7073 crores. As against this the Revenue Expenditure amounts to Rs 8279 crores leaving a Balance of Current revenues (BCR) at Rs (-)1225 crores.

In a nascent economy, implementing the Vision in the context of the next fifteen years will largely be dependent on the investments from the Government of India. This document has therefore also focused on the need for the State to expand the revenue base and have incorporated issues such as rightsizing of the Government and at the same time looking at the possible avenues to raise more resources by adopting new policies for reducing expenditure and raising revenues in the State.

This Vision document has been written with expectations in the understanding that the longstanding political problem would be soon resolved since a 'Framework Agreement' has been signed as an outcome of the peace process of negotiation and dialogue that has been going on for the last about 20 years. It is the expectation that after the settlement of the political issue, an environment will emerge that will lead to focused development that will create a sustainable and an economically dynamic and viable Nagaland. In such a context the vision has optimistic projections but at the same time there will be need for substantial investment to attain these visions.

INVESTMENT NEEDS

The projected Gross State Domestic Product (GSDP) by the Ministry of Finance in absolute term is estimated at Rs. 21,745 crore during 2016-17, depicting a growth of 7.6 per cent per annum. As indicated in the chapter on Employment, for healthy growth of the economy and in order to generate adequate employment opportunity for the large number of educated youth entering the job market annually, there is a need to increase productivity across the sectors at a growth rate of 10 per cent of the GSDP. In projecting such requirements, no data on the proposed investment figures for Nagaland over the period of the Vision document was available. Therefore, the procedure followed in the Vision 2020 document of DONER was adopted. From Finance Department the available funds for development based on an assumed growth of 10 percent for GSDP calculated at current prices was obtained and then applied the Incremental Capital Output Ratio (ICOR) of 3.2 as suggested in DONER's Vision 2020 for the period beyond the 12th Plan to work out the expected additional investment that would be required. The ICOR has been reduced to 2.8 beyond 2023-24, further reducing to 2.2 in subsequent years in the anticipation that substantial efficiency in economic activities would have been generated. On this basis the funds that would be available for developmental expenditure by subtracting all expenditure on salaries, wages and in reducing government expenditure was worked out. This expected fund devolution from the Centre for development was subtracted from the investment funds required according to the ICOR. The balance would be the additional investment funds that the State would need for implementation of the proposals of the State's Vision 2030.

Taking the ICOR@ 3.2 during 2017-18 the investment required to sustain the growth of the GSDP at 10 per cent is Rs 6958 crores. Taking into account that the funds for development available with the State is Rs 1268 Crores which includes the funds to be forthcoming for the various CSS , NEC and NLCPR programs, the required additional investment in the State works out to Rs. 5690 to during 2017-18 and by the year 2030 it is projected to increase to Rs. 22524 crore (Table No. 11.1 in the appendix) While this may seem to be a large amount of investment, this is envisaged to be a cumulative of central sector projects already in the pipeline, Multilateral/Bilateral funding and other EAP (Externally Aided Projects), private sector investments as also investments of

the banks and FIs in the State. This is roughly estimated at about Rs 3500 crores of central sector projects in the pipeline such as the National Highways, SARDP roads, the Railway projects, investment in Paper Mill Tuli, central sector institutions already sanctioned and so on. The central sector projects already announced by the Government of India for Nagaland as part of the recent infrastructure push in the North East are much higher. However, the amount of Rs 3500 crores is assumed taking into account the present status of the projects and the absorption capacity of the State. An amount of about Rs 500 crores in accessing possible EAP projects and another Rs 500 crores as investments from the banks, FIs and the private sector was worked out. This still leaves a gap of about Rs 1200 crores which will have to be provided by the Government of India as additional grants to the State Government for capital expenditure for new initiatives like the IIIACs, IIZs, technical institutions, training institutions for skill development, development of large development zones especially the Urban Hubs which would include many initiatives for urban employment. The investments are also envisaged in upgradation of the existing infrastructure such as the roads and connectivity in the State as also in the social sector for improving the quality of education and health care. Substantial investment is also envisaged for the Eastern Nagaland areas to cover the development gaps.

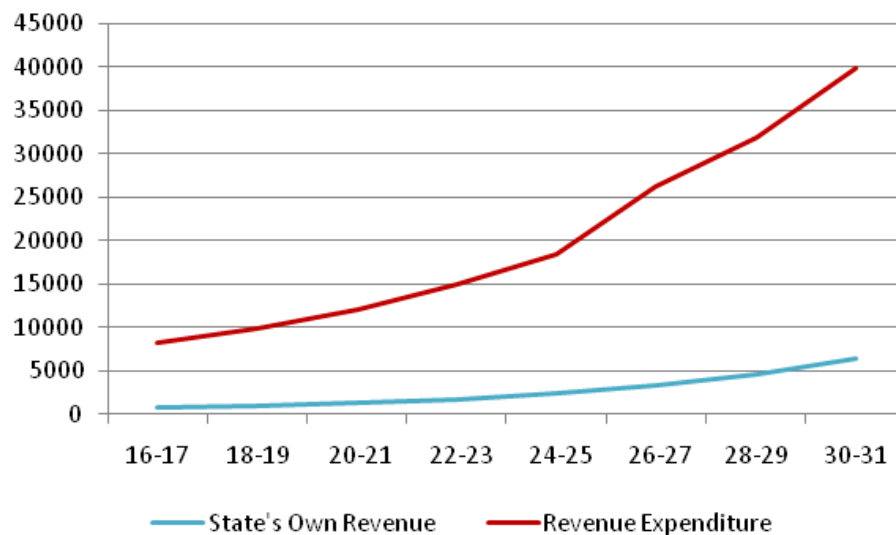
REVENUES, RESOURCES AND RIGHTSIZING

The precarious nature of the State's finances can be understood by a brief analysis of the existing budget. As indicated earlier almost 90 per cent of the Revenue Receipts of the State comes from the funding of the Government of India and existence of a large negative BCR of Rs (-) 1225 crores. The State's Own Revenues is miniscule at about Rs 777 crores and the graph indicates the huge gap that exists between the Revenue Expenditures and the State's Own Revenue.

As per the present trend, the gaps will only continue to grow and ultimately reach a position whereby the State will be unable to cope with the situation. Therefore, there is a need to project an increase in State's Own Revenue (SOR) at much higher levels as part of the Vision for the next fifteen years. Substantial increase in SOR will be possible by introducing measures such as User Charges on public utilities and services, tolls, increased cesses, taxes on minerals, improving the efficiency of the public utility Departments by reforms and restructuring, modernizing tax administration by introducing all possible measures including IT enabled services. The potentials of raising the revenues are quite large as there are many public utilities and services that are today provided either free or at a loss to the State. For example the revenue collected by the Power Department is only Rs 112 crores as against the power purchase cost of Rs 234 crores. Even the power billed is less than the power purchased at Rs 195 cores indicating a gap of Rs 39 crores. The PHE Department charges Rs 50 per 1000 litres of water while the private suppliers charge Rs 3500 per tanker load of 9000 litres of water translating to Rs 388.00 per 1000 litres or almost

eight times the charges of the PHED Department. By substantially improving the services and installing proper metering systems, the revenues of such departments can be enhanced. Similarly all the roads in the State are totally free services so also the water for irrigation. The Municipals collect miniscule tolls and other municipal taxes for services such as sanitation etc.

Figure No. 11.1: **State Own Revenue (SOR) & Revenue Expenditure**

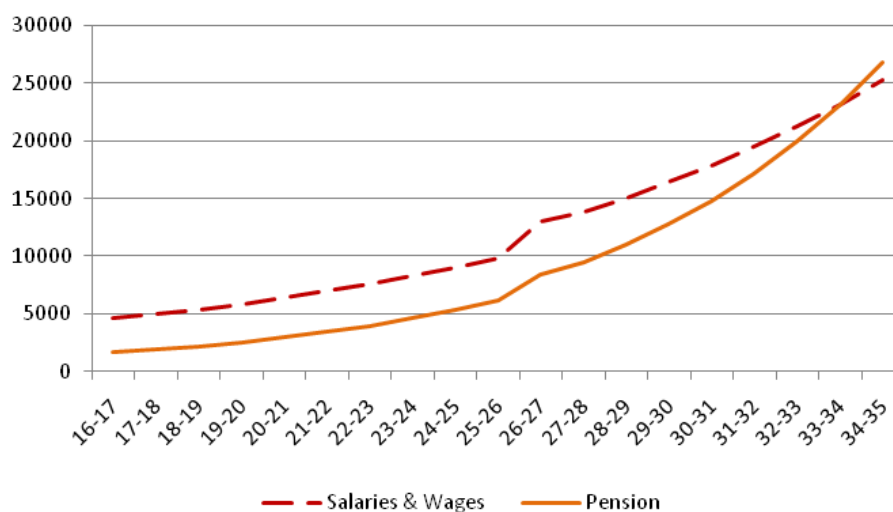


Source: Table No. 11.2 in the appendix

RIGHTSIZING THE GOVERNMENT

Raising of revenues and resources alone will not be enough to supplement the financial requirements of the State. There is a need to rationalize the Revenue Expenditure (RE) to allow for a manageable difference between State's Own Revenue and Revenue Expenditure. There is a substantial need to either reduce or contain the growing Government expenditures especially on salaries, wages and pensions. At present the annual expenditure on salaries and wages amount to Rs 4671 crores while for pensions it stands at Rs 1648 crores. These accounts for over 76 per cent of the State's Revenue Expenditure and in fact is equal to over 89 per cent of the total Revenue Receipts of the State. A look at the growing pensions is another matter of concern. The growth rate of pensions is roughly 16 per cent per annum on a year on year basis. At this rate it is projected that the pensions will overtake the salaries and wages by 2034-35.

Figure No.11.2: **Wages and Pensions**



Source: Table No. 11.2 in the appendix

Efforts have to be made to correct the situation as under these trends there will be no funds available for development. In such a perspective the document envisages a 2 per cent annual reduction in government expenditure by means of rationalizing downsizing, reforms and restructuring the Departments and other economy measures to be considered by the government from time to time.

BANKING AND FINANCIAL INCLUSION

It is noted that the basic focus of the Vision document is to change the primarily subsistence nature of the Nagaland economy by incentivising commercial agriculture. An essential feature of a market economy is the banking sector. The Prime Minister has also stressed the “JhanDhan” scheme which ensures financial inclusion by taking banking to the poorest segments of society. In this context, the development of the banking sector in the North East in general, and Nagaland in particular, has been somewhat unsatisfactory. As noted in the Vision 2020 document of DONER, “ It is fairly well known that the NER has been deficient in the use of banking capital”. The document goes on to argue that “... the low spread of banking services is directly related to the subsistence nature of the agricultural economy...” (Vision 2020, Doner, Vols. 1 and 2, p. 184).

A number of factors explain the poor development of the banking sector in Nagaland. First, money as a medium of exchange was introduced to the Naga tribes barely a century ago. It was brought in basically to enable the people to pay their house tax. Much has changed over the years, but the people have not yet really adjusted to the concept of money and banking, particularly in terms of savings and investments for economic returns. Second, the land tenure and the land laws governing the transfer of land to outsiders are such as to preclude land as a collateral for any bank loans or financing. Third, the law and order situation also explains why banks have not expanded into the nooks and corner of the State and even today there are 32 RD blocks without banks.

Over the years banks have started growing in Nagaland especially in the last five years or so but there are still many gaps to be filled. At present, there are 28 banks operating in Nagaland with 171 branches as on 31st March 2016. Out of this, 120 branches or about 70 per cent are concentrated in Dimapur, Kohima and Mokokchung districts and the balance 51 are spread very thinly in the other eight districts. (Table No. 11.4 in the appendix)

With such background the total deposits in the banks amount to only Rs. 8164.95 crores which gives the deposit to GSDP ratio at 0.38. As against this the total advances made by all the banks of Nagaland as on 31 March 2016 is Rs. 2967.46 crores indicating that the Credit Deposit Ratio (CDR) is only 0.36. It is clear that both the CDR and deposit to GDP ratios for Nagaland are low relative to the Country and also relative to some poor States of the Country. In 2015, the average CDR for the Country was around 0.80. Similarly, in 2015, the deposit to GDP ratio for the Country at 0.58 was substantially higher than for Nagaland. In fact in other States of the NER this ratio was between 1 for Sikkim and 1.26 for Assam. Even otherwise poor States like Bihar have a higher deposit to GDP ratio of about 1.2. Both the low CDR and low deposit to GDP ratios in Nagaland indicate the poor development of the banking sector. (Table No. 11.6)

Lack of financial inclusion is also explained by the regional imbalance in banking. Thus, Kohima and Dimapur districts alone account for 86.14 per cent of the total deposits and 67.63 per cent of the total advances of the State. It is interesting to note that the credit deposit ratio in the outlying districts is much higher than the State average. For example the CDR for Mokokchung as on 31 March 2015 was 150 per cent while it was 100.28 per cent for Zunheboto as on 31st March 2016. The market share of the advances further indicate that the State bank of India accounts for 61.51 per cent of the market share of advances with the Nagaland State Cooperative Bank coming at the second position with 10.15 per cent. The market share of the advances of the other 26 Banks range from 0 per cent to 4.2 per cent. Finally, the total number of savings bank accounts in Nagaland is 10,17,927 which is less than half the population of the State. (Table No. 11.7)

The Vision document envisages an additional investment of about Rs. 5690 crores in which investments from the banks and private investors are anticipated at the rate of at least Rs. 500 crores annually. In such a perspective there is an urgent need to review the functioning of the banks at the same time the State Government as a part of its reforms and restructuring process should look seriously at the land tenure systems, especially the land records so that an appropriate system for collateral against bank loans can be rationalised making it possible for more investments by the banks and the financial institutions.

CONCLUSION

CHAPTER 12

A Vision document is neither a Plan document nor an accounting of a State's expenditure. It represents a futuristic road map of where the State would like to be by around 2030. It also indicates structural and administrative changes that must be accomplished for the Vision objectives to be achieved. It is in this light that the Vision document must be viewed. It represents where the State would like to be in 15 years and indicates some departure from the "business as usual" approach to development. At base is the contention that the State must move away from heavy dependence on the government for jobs and ensure the pre-conditions for a vibrant private sector and markets. Most of the suggested changes have been made keeping the youth in mind. With a favourable demographic structure, the State must focus on development of the youth in both urban and rural areas.

At the core of the approach taken in this document are three issues. One, the fact that even after a decade and a half of peace in the State, the economy remains largely a subsistence agricultural economy with about 45 percent of its workers involved largely in cultivation of rice, maize, barley and millets for self consumption. To develop a vibrant market for agricultural goods, it is necessary to create incentives for commercial production for the market. Here the approach taken is that nothing will change in the State unless some dynamism is injected into the agricultural sector. In particular, stress is on a focused approach rather than dissipating limited resources over a wide gamut of activities. As argued in Chapter 2, this focused approach takes the form of identifying special crops for commercial production and formation of Integrated Intensive Inclusive Agricultural Clusters (IIACs) to ensure that this development process percolates to all the districts in the State. This ensures that development is also inclusive.

A second major concern for development is the issue of educated unemployed. That Nagaland has one of the highest levels of literacy in the country is now well known. At the same time urbanization has moved at a rapid pace so that the major cities are now bursting at the seams. As detailed in Chapter 3, simple calculations show that, given limited government employment opportunities, almost 10,000 new jobs need to be added every year to keep the educated in gainful employment outside the government. There is also a backlog of about 70,000 educated unemployed on the employment registers. At present many are involved in various informal activities and the level of dissatisfaction can take alarming proportions at a future date. Using simple economic tools like the elasticity of demand, it is estimated that to employ the educated and absorb some of the backlog over time, the State GDP must grow at least 10 percent per annum. This is not easy as currently the growth rate in the last few years is down to around 7.5 percent. In this chapter, the road map is for a focused approach by setting up of Integrated Industrial Zones (IIZs) in various districts. The issues here including skilling and the type of activities to be focused on are discussed in this chapter.

While the limited labour availability and the hilly terrain preclude setting up of large industries, yet there are some iconic industries which need attention. An example is the Tuli Paper Mill in Mokokchung district which has abundance of raw material with proximity to Tinsukia railroad in Assam. The State has the advantage of having large plain areas both on the western and eastern borders. Industries based on coal and other minerals can be developed owing to their abundance in some less developed districts on the eastern border. These districts also share long borders with Myanmar which is now an important part of the ASEAN block. In addition, political relations with Myanmar are also crucial from the security point of view for the North Eastern Region (NER). The shared ethnicity of people of the eastern districts and those in Myanmar must be kept in mind. The kinds of industries that could be promoted and the issue of trade is the subject matter of Chapter 4.

It must be taken as an article of faith that none of the economic developments are possible without the availability of critical inputs like roads, mobile communications and power. Generally, lack of connectivity for hill states can negate all important initiatives like producing for the market, enhanced trade with neighbouring countries and other states. Similarly, in the difficult hilly terrain, mobile connectivity can allow producers/farmers in remote areas to access important market intelligence on issues

like prices, buyers and sellers and online registration/purchase/sale. The State is also woefully deficient in power and some re-organisation and unbundling of the Power sector is necessary. Presently, the Power Department is unable to even recover power billings. Some suggestions regarding crucial road and rail connectivity, issues of mobile connectivity and need for restructuring the Power sector to recover user charges are given in Chapter 5.

The synergy between the rural and urban areas is discussed at length in Chapter 6. With 70 percent of the population living in rural areas and dependent on some form of agricultural activity for a living, any Vision must give considerable focus here. This has already been discussed in Chapter 2. However, the institutional structures which operate in both areas need to be looked at. At the core is the issue of Village Development Boards (VDBs) which have been brought into the mainstream administrative system with the Communitisation of Public Services Act of 2002. These communitised institutions represent a form of decentralization where the community becomes the focus unit with joint responsibility for a host of administrative duties and delivery of social services like education, health, power, water and sanitation. Modernisation of these institutions, review of their responsibility for not only delivery of services but recovery of user charges is essential. Enhancement of the Matching Cash Grants and other important issues of governance are discussed in this chapter.

No development perspective is complete without a discussion of public goods like health, education and welfare issues. These are the subject matter of Chapter 7. The discussion here reveals that there has been substantial addiction to the physical stock of both schools and health centres. First, in some of the outlying areas social infrastructure maybe unused due to lack of suitable personnel. This applies to schools where the issue of accountability of teachers comes to the fore, to PHCs where the quality of health care may be deficient due to lack of doctors/technicians. The same applies to areas like sanitation where the worry is regional inequality both in terms of availability of facilities and quality of services. Focus for development of the State should not be only on the economic side but it should have a healthy balance of social well-being. Enhancement of the quality of social services for the aged, persons with disabilities, vulnerable women and children, marginalized population should be a thrust area. Direct Benefit Transfer (DBT) Schemes and Social Security Net should, therefore, be put in place. It is here that the role of VDBs and the system of communitisation may need to be relooked in terms of their responsibility to overcome the deficiencies in service delivery as noted in Chapter 6.

In contrast to other parts of the country, Nagaland has a very favourable gender ratio with an almost equal number of the male and female population. In fact, women take part actively in all economic transactions. Yet, gender disparity still remains in many areas. In Chapter 8, it is argued that while some democratization of decision making and political power has taken place via 33 percent reservation for women in the Municipal Councils and the Police force, creating a separate Department for Women Development, constitution of a Women Commission, raising a Mahila Indian Reserve Battalion etc. much more needs to be done particularly in the rural areas. Special attention has to be given to enhance the role of women in the VDBs. In addition, measures like Gender Budgeting, fight for wage equality, right to asset ownership and other measures are crucial if development has to be inclusive.

It has been so far argued in various places the need to redress regional imbalance. In Chapter 9 some of the aspects of regional disparity are discussed. As far as the agricultural sector, basic social services, education and health are concerned, disparity emerges in the eastern Nagaland districts of Kiphire, Tuensang, Mon and Longleng. For example, while development of roads has taken place in these areas, the quality of these roads is not up to the standard. Similarly, there is no national highway through the Mon and Longleng districts thus making it difficult for these districts to participate in economic development. However with the approval of the newly declared national highways crossing through the two districts, it is anticipated that the spin offs arising from the Act East Policy will benefit the people. In another vein, it is shown that these districts lag significantly behind the rest of the State in educational facilities with low pass ratios in schools, much lower literacy rates and higher school dropout rates. At this rate, the people in these districts will be unable to absorb any economic benefit stemming from development unless suitable correctives are applied.

It has already been noted that none of the fruits of development will accrue unless governance improves. This is not possible without some important restructuring of government departments. In Chapter 10, many important restructuring initiatives are listed. From unbundling the Power Department, restructuring the office of the Agricultural Production Commissioner as a Commissionerate to ensure coordinated focus on agricultural activities, to redefining the functioning of the Transport sector. It must be noted that with the recommendation of the 14th Finance Commission and the changes in the Planning Commission, matching changes must take place in the State.

One important suggestion is the institution of a State Development Commission as a statutory body to provide independent technical inputs to the Planning Department. Some other crucial initiatives are to relook at land use laws to enable use of land as collateral in banking and other activities.

Needless to say, none of this is possible without additional finances. Chapter 11 presents a detailed analysis of expected funds based on the 14th Finance Commission Award and projections of State Gross Domestic Product(SGDP) to 2030. Using the Incremental Capital Output Ratio (ICOR) it is seen that to sustain growth rates of 10 percent of SGDP and above (as argued in Chapter 3) and allowing for Central government investment under various schemes including normal development assistance, some internal generation via increased user fees, some belt tightening by the State in terms of rightsizing the number of employees and a reasonable amount of multilateral investment, an additional investment of about Rs. 1000 crores per annum would be necessary to realise the Vision. This is what the State must be given to realise some of the objectives laid out in the Vision document.

In concluding, it must be noted that most of the above is predicated on the assumption that the peace initiative in the form of the Framework Agreement signed last year will be successfully implemented. This must remain the pre-condition for any successful Vision.



Inauguration of Solid Waste Management Facility, Lerie, Kohima, 11 February 2016 - DIPR, Nagaland



Chief Minister Nagaland T.R. Zeliang and other officials launching the National Food Security Act 2013 at the Directorate of Food & Civil Supplies, Dimapur, 27th June 2016 - DIPR, Nagaland



Chief Minister T.R. Zeliang during the 12th South Asian Games 2016 Run, Kohima, Nagaland - DIPR, Nagaland



Chief Minister T.R. Zeliang flaging off the India-Myanmar-Thailand Friendship Rally celebrating 25 years of India & ASEAN relationship -DIPR, Nagaland



National Conference on 'Mainstreaming the North East Region', Hotel de Oriental Grand, Kohima, 12-13 February 2016 - DIPR, Nagaland



Photo - mdoulo



APPENDIX

APPENDIX

CONTENTS		PAGE NO
Chapter II	: AGRICULTURE	
Table No. 2.1	: Crop Zonation	1
Chapter III	: EMPLOYMENT	
Table No. 3.1	: Sector-wise Skill Requirement	2
Chapter IV	: INDUSTRY AND TRADE	
Table No. 4. 1	: Contribution of Manufacturing Sector to the total GSDP (1993-94 Series)	3
Table No. 4.2	: Registered Units - Trade Wise under the Directorate of Industries & Commerce	4
Table No. 4.3	: Percentage Share of Sub sector to Manufacturing Sector during 2014-15	5
Table No. 4.4	: Investment & Employment in Registered Units in Nagaland	6
Chapter V	: INFRASTRUCTURE AND CONNECTIVITY	
Table No. 5.1	: National Highways of Nagaland (Existing, Declared and Approved)	7
Table No. 5.2	: Connectivity Proposals	8
Table No. 5.3	: Telecom Status	8
Table No. 5.4	: List of 47 (Forty Seven) Nagaland SWAN Point of Presence (PoP) Locations	9
Table No.5.5	: IT Sector Services	11
Chapter VII	: EDUCATION, HEALTH AND SOCIAL SERVICES	
Table No. 7.1	: Nature and type of Colleges : Under graduate Level	12
Table No. 7.2	: Number of Degree Students in Government & Private Colleges	12
Table No. 7.3	: Results of Degree Examination– BA/BSc/B.Com	13

Chapter IX	: REGIONAL DISPARITIES	
Table No. 9.1	: Road Density	14
Table No. 9.2	: District-Wise Electrified and Unelectrified Villages	14
Table No. 9.3	: Water Supply Coverage of Habitations (as on 01/04/2016)	15
Table No. 9.4	: Number of Schools	16
Table No. 9.5	: District - Wise Performance of Students in HSSLC 2016	16
Table No. 9.6	: District - Wise Performance of Students in HSLC 2016	17
Table No. 9.7	: Number of Medical Establishments	17
Table No. 9.8	: Hospital Beds	18
Table No. 9.9	: Number of Medical Personnel	18
Table No. 9.10	: Percentage Share of Urban Population	18
Table No. 9.11	: Distribution of Work Force : Region Wise	19
Table No. 9.12	: Distribution of Total No. of Establishments by Sector and Broad Activity.	21
Table No. 9.13	: Enterprise Density : District - Wise	22
Chapter X	: FINANCING THE VISION	
Table No 11.1	: Incremental Capital Output Ratio (ICOR)	23
Table No 11.2	: Financial Projection	24
Table No 11.3	: Growth of Banking Network in Nagaland	26
Table No 11.4	: District - Wise Distribution of Bank Branches	27
Table No 11.5	: List of Unbanked Blocks of Nagaland as on 31.03.2016	28
Table No 11.6	: Ratio of Bank Deposits to GDP	29
Table No 11.7	: District - Wise Credit Deposit Ratio	30
Table No 11.8	: Gross State Value Added at Current Price (2011-2012 series)	31
Table No 11.9	: Gross State Value Added at Constant Price (2011-12 prices)	33
MAPS		
Map No. 5.01	: Approved and Declared National Highways of Nagaland	35
Map No. 5.02	: Nagaland and South East Asia Connectivity	36

Table No. 2.1: **Crop Zonation**

Sl. No	Districts	Fruits
1	Dimapur	Pineapple (B), Lemon (B), Litchi (B)
2	Mokokchung	Orange, Banana (P)
3	Wokha	Passion Fruit, Plum (P)
4	Kohima	Banana (A),
5	Phek	Kiwi (A), Plum(A)
6	Zunheboto	Kiwi (P)
		Vegetables
1	Kohima	Tomato (A), Tree Tomato (A), Chilly (A), Chow Chow (A)
2	Mokokchung	Naga Cucumber (B), Tomato (P)
3	Tuensang	Beans (B)
4	Mon	Leafy Vegetables (B), Tree Tomato (B)
5	Phek	Cabbage (B)
6	Wokha	Tree Tomato (A), Chilly (P), Chow Chow (P)
		Spices
1	Dimapur	Naga Chilly (A), Turmeric (P)
2	Kohima	Cardamom (A)
3	Zunheboto	Cardamom (P), Naga Chilly (P)
4	Peren	Turmeric (A)
		Commercial Crops
1	Dimapur	Sugarcane (B)
2	Kohima	Potato (B)

**Note: The letters in parenthesis indicate dominance of the crops in the respective districts in terms of both Acreage and Production (B), only Area (A) and only Production (P).*

Source: Horticulture Department, Nagaland

Table No.3.1: **Sector-Wise Skill Requirement**

Sector	Incremental Skill Requirement India by 2022	Proportion of Skilled Employment for Nagaland	Annual increase in Skilled Employment
Auto and auto components	3.9	0.0016	1040
Beauty and wellness	10.06	0.002	3353
Food processing	4.4	0.002	1467
Media and Entertainment	0.9	0.002	300
Handlooms and Handicrafts	6.14	0.0016	1637
Leather and Leather goods	3.72	0	0
Domestic help	4.88	0	0
Gems and Jewelry	3.59	0	0
Telecommunications	2.08	0.0016	555
Tourism, Hospitality and Travel	6.48	0.002	2160
Furniture and Furnishings	7.18	0.0016	1915
Building, construction and real estate	31.13	0.0016	8301
IT and ITES	2.16	0.0016	576
Construction Material and Building Hardware	2.7	0.0016	720
Textile and clothing	6.31	0.0016	1683
Healthcare	3.8	0.0016	1013
Security	4.83	0.0016	1288
Agriculture	24.8	0.002	8267
Education/skill development	4.29	0.0016	1144
Transportation and logistics	11.66	0.0016	3109
Electronic and IT Hardware	4.61	0.0016	1230
Pharma and Life Sciences	1.72	0.0016	459
BFSI(Banking, Financial Sector and Insurance)	1.7	0.0016	453
Retail	17.35	0.0016	4627

Source: Vision Cell, Nagaland

Table No. 4.1: **Contribution of Manufacturing Sector to the Total GSDP (1993-94 Series)**

	1993-94	94-94	95-96	96-97	97-98	98-99	99-00	00-01	2001-02	2002-03
Current Price GSDP for Manufacturing Sector (Rs in Lakhs)	4517	5623	10154	12819	14123	6402	3326	3933	4849	4921
Annual Growth Rate in %		24.49	80.58	26.25	10.17	-54.67	-48.05	18.25	23.29	1.48
Total GSDP (Rs. In lakhs))	137463	159598	181376	202410	232383	238523	254713	367936	413688	474860
% Share to GSDP	3.29	3.52	5.60	6.33	6.08	2.68	1.31	1.07	1.17	1.04
Constant Price GSDP for Manufacturing Sector (99-93 price) (Rs in Lakhs)	4517	5349	9018	10710	10970	4480	2162	2425	2869	2761
Annual Growth Rate		18.42	68.59	18.76	2.43	-59.16	-51.74	12.16	18.31	-3.76
Total GSDP (Rs. In lakhs))	137463	148016	148238	168735	181922	174574	176016	239481	255499	281868
% Share to GSDP	3.29	3.61	6.08	6.35	6.03	2.57	1.23	1.01	1.12	0.98

Source: Directorate of Economics & Statistics, Nagaland

Table No 4.2:

Registered Units - Trade Wise under the Directorate of Industries & Commerce

Sl. No.	Trade	Nos.
1.	Health Services	14
2.	Hotels	8
3.	Iron & Steel Works	3367
4.	Wood Works	2052
5.	Handloom/Weaving/ Tailoring/ Knitting	1623
6.	Handicraft	321
7.	Automobile Works	639
8.	Food Products	388
9.	Medicinal & Aromatics	16
10.	Photo Labs	18
11.	Printing Works	98
12.	Floriculture	166
13.	Stone Works	151
14.	Bricks/ Cement Craft	248
15.	Candle Works	129
16.	Tyre Works	469
17.	Black smithy	21
18.	Computer & Electronics	9
19.	Bottling Plant	8
20.	Others	1360
	Total No. Of EM-Part-II issued till 31.03.2016	11105 units

Source: Entrepreneur Memorandum, MSME

Table No 4.3: **Percentage Share of Sub sector to Manufacturing Sector during 2014-15**

Sl. No	Description	% share
1	Production, processing and preservation of meat, fish, fruit, vegetables, oils and fats	0.00
2	Manufacture of dairy products	2.03
3	Manufacture of grain mill products, etc. and animal feeds	3.65
4	Manufacture of other food products	0.84
5	Manufacture of beverages	0.52
6	Manufacture of tobacco products	0.00
7	Manufacture of textiles + cotton ginning	0.12
8	Manufacture of wearing apparel, except custom tailoring	1.07
9	Manufacture of leather and related products	0.00
10	Manufacture of Basic Iron and Steel + Casting of iron and steel	1.30
11	Manufacture of basic precious and non-ferrous metals + Casting of non-ferrous metals	0.71
12	Manufacture of fabricated metal products, except machinery and equipments	3.73
13	Manufacture of electronic component, consumer electronics, magnetic and optical media	0.07
14	Manufacture of computer and peripheral equipment	0.00
15	Manufacture of communication equipments	0.02
16	Manufacture of optical and electronics products n.e.c	0.08
17	Manufacture of Electrical equipments	0.61
18	Manufacture of machinery and equipments n.e.c	0.68
19	Manufacture of Transport	0.44
20	Manufacture of coke and refined petroleum products	5.34
21	Manufacture of chemical and chemical products except pharmaceuticals, medicinal and botanical products	1.37
22	Manufacture of pharmaceutical; medicinal chemicals and botanical products	0.66
23	Manufacture of rubber & plastic products	0.84
24	Manufacture of other non-metallic mineral products	8.83
25	Manufacture of wood and of products of wood and cork, except furniture; manufacture of articles of straw and plaiting material	43.69
26	Manufacture of paper and paper products	0.33
27	Printing and reproduction of recorded media except publishing	1.32
28	Manufacture of furniture	21.75
29	Other Manufacturing	0.00
30	Repair and installation of machinery and equipments	0.00
	Total	100.00

Source: Directorate of Economics & Statistics, Nagaland

Table No 4.4: *Investment & Employment in the Registered Units in Nagaland*

Year	Sector	No. of Units Set Up	Investment Made (in lakh)	Employment Generated
2007-08	Manufacturing	510	2238.9	2040
	Service	177	777.03	708
2008-09	Manufacturing	1908	7231.32	7632
	Service	590	2236.1	2360
2009-10	Manufacturing	987	4865.91	3948
	Service	458	2257.94	1832
2010-11	Manufacturing	412	2060.1	1648
	Service	205	1024.9	820
2011-12	Manufacturing	468	2293.2	1872
	Service	183	896.7	732
2012-13	Manufacturing	106	530.2	424
	Service	39	193.8	156
2013-14	Manufacturing	85	263.5	631
	Service	31	96.1	221
2014-15	Manufacturing	37	502.3	296
	Service	15	287.85	143

Source: E.M. Entrepreneur Memorandum, MSME

Table No. 5.1: **National Highways of Nagaland (Existing, Declared and Approved)**

	National Highway	Status	name
1	Amguri (assam)- Tuli- Mokokchung- Wokha- Kohima- Mao gate (Manipur)	Existing NH61/39	NH 02
2	Mokokchung- Tuensang- Kiphiri- Meluri- Jessami (Manipur)	Existing NH155	NH 202
3	Diphu road Dillia gate- Tragopan Hotel Jn Dimapur- Kohima- Chizami- Jessami NH 202 (Manipur)	Existing NH39/151	NH 29
4	Tragopan Hotel Jn Dimapur- Nagaland Gate Golagat Road	Existing NH39	NH 129
5	Peren- Jalukie Pilma Jn- Razaphe jn- NH 29 near Dimapur	New Declared NH	NH 129A
6	NH 02 near Changtongya connecting Longleng- Longching- Mon- Lapa- Tizit	New Declared NH	NH 702
7	NH 02 near Mokokchung- Zunheboto- Phek- terminating at Jessami NH 29	New Declared NH	NH 702A
8	Tuensang- Longching	New Declared NH	NH 702B
9	Mokokchung- Mariani	New Declared NH	NH 702D
10	Diphu on NH329, sub jail Jn on NH 36 to NH 129A Pilma Jn via Thahekhu (Chumukedima to Dimapur by pass)	Approved NH	NA
11	Gandhi Ashram Chuchuyimlang NH02 to Pangsha	Approved NH	NA
12	Showuba- Guzunyu- Pugoboto- Zunheboto- Aghunato- Noklak- Pangsha	Approved NH	NA
13	Mon- Longwa- Pangsha- Kiphir district- Avangkhu	Approved NH	NA
14	From NH 29 to NH 29 Dimapur By pass	Approved NH	NA
15	Maibung - Tening - Tamei in Manipur	Approved NH	NA
16	Simalguri to Mon	Approved NH	NA

Source: PWD, Nagaland

Table No. 5.2: **Connectivity Proposals**

	Connectivity Proposals	length (kms)	Remarks
1	Nagaland Highway Express fr NH 52B (Arunachal Pradesh)- Tizit, Tuli, Merapani, Nuiland- Dimapur- Khelma - NH54 (Assam)	396	
2	The strategic trade road: Avankhu ITC to Assam via Phek, Kiphire, Zunheboto & Mokokchung Districts.	373	
3	The Wokha Bokajan Road with new alignment	124	
4	Eastern Nagaland and Assam Connectivity: i) Pangsha ITC to Assam Via Mokokchung ii) Kiphire to Assam via Zunheboto & Wokha.	350 220	
5	The East West Corridor: Naogaon- Dimapur- Imphal- Moreh	108	Within Nagaland

Source: GIS Nagaland

Table No. 5.3: **Telecom Status**

Tele density : 69 percent, Telecom services wireless coverage status											
	2G						3G/4G				
Service Provider	BSNL	Airtel	Idea	Vodafone	Reliance	Aircel	Reliance	BSNL	Airtel	Vodafone	Aircel
Districts covered (Total -11)	11	11	8	8	7	10	2	5	4	0	2
Sub Division (Total - 114)	92	95	8	39	31	31	1	5	5	0	2
Village (Total -1435)	1064	820	86	261	205	386	1	49	39	0	30

Source: IT&C, Nagaland

Table No. 5.4: *List of 47 (Forty Seven) Nagaland SWAN Point of Presence (PoP) Locations*

SI No	Headquarters	Locations	Point of Presence	Mode of connectivity (Leaseline/ VSAT)
1	Kohima, Nagaland Secretariat (SHQ)	Kohima	SHQ	Leaseline
2	A.D.C's Office, Tseminyu	Kohima	BHQ	Leaseline
3	A.D.C's Office, Chiephobozou	Kohima	BHQ	Leaseline
4	S.D.O (c) Office, Jakhama	Kohima	BHQ	Leaseline
5	Dimapur DC Office	Dimapur	DHQ	Leaseline
6	ADC's Office Niuland	Dimapur	BHQ	Leaseline
7	SDO (c) Office Dhansiripar	Dimapur	BHQ	Leaseline
8	SDO (c) Office Kuhuboto	Dimapur	BHQ	Leaseline
9	SDO (c) Office Medziphema	Dimapur	BHQ	Leaseline
10	Mokokchung DC Office	Mokokchung	DHQ	Leaseline
11	ADC's Office, Tuli	Mokokchung	BHQ	Leaseline
12	ADC's Office, Mangkolemba	Mokokchung	BHQ	Leaseline
13	SDO (c) Office, Changtongya	Mokokchung	BHQ	Leaseline
14	Tuensang DC Office	Tuensang	DHQ	Leaseline
15	ADC's Office, Noklak	Tuensang	BHQ	Leaseline
16	ADC's Office, Shamator	Tuensang	BHQ	Leaseline
17	ADC's Office, Longkhim	Tuensang	BHQ	Leaseline
18	SDO (c) Office Noksen	Tuensang	BHQ	VSAT
19	Thonoknyu SDO (C), Headquarters	Tuensang	BHQ	VSAT
20	Longleng DC Office	Longleng	DHQ	Leaseline
21	SDO (c) Office Tamlu	Longleng	BHQ	VSAT
22	Mon DC Office	Mon	DHQ	Leaseline
23	ADC's Office Tobu	Mon	BHQ	Leaseline
24	ADC's Office Tizit	Mon	BHQ	Leaseline
25	ADC's Office Aboi	Mon	BHQ	Leaseline

SI No	Headquarters	Locations	Point of Presence	Mode of connectivity (Leaseline/ VSAT)
26	ADC's Office Naginimora	Mon	BHQ	Leaseline
27	SDO(c) Office Phomching	Mon	BHQ	VSAT
28	SDO(c) Office Wakching	Mon	BHQ	Leaseline
29	Phek DC Office	Phek	DHQ	Leaseline
30	ADC's Office Pfutsero	Phek	BHQ	Leaseline
31	SDO (c) Office Meluri	Phek	BHQ	Leaseline
32	SDO (c) Office Chizami	Phek	BHQ	Leaseline
33	SDO (c) Office Chazouba	Phek	BHQ	Leaseline
34	Kiphire DC Office	Kiphire	DHQ	Leaseline
35	SDO (c) Office Seyochung	Kiphire	BHQ	VSAT
36	SDO (c) Office Pungro	Kiphire	BHQ	VSAT
37	Wokha DC Office	Wokha	DHQ	Leaseline
38	ADC's Office Bhandari	Wokha	BHQ	Leaseline
39	SDO (c) Office Sanis	Wokha	BHQ	Leaseline
40	Peren DC Office	Peren	DHQ	Leaseline
41	SDO (c) Office Jalukie	Peren	DHQ	Leaseline
42	SDO (c) Office Tening	Peren	BHQ	Leaseline
43	Zunheboto DC Office	Zunheboto	DHQ	Leaseline
44	ADC's Office Pughoboto	Zunheboto	BHQ	Leaseline
45	ADC's Office Aghunato	Zunheboto	BHQ	Leaseline
46	SDO (c) Office Satakha	Zunheboto	BHQ	Leaseline
47	SDO (c) Office Akuluto	Zunheboto	BHQ	Leaseline

Source: IT&C, Nagaland

Table No. 5.5: *IT Sector Services*

Current Status of Digital / IT services available to the people including measures to improve Governance.

i. The current IT/online services available under SP&SSDG projects for the citizens are:

- Online application for merit and general scholarships under Higher Education
- Online application for merit and general scholarships under Technical Education
- Online application for Nagaland Public Service Commission (NPSC) examination with provision of online payment.
- Online verification of marksheets of students under Nagaland Board of School Education (NBSE)
- Online application for duplicate marksheets under NBSE.

ii. The IT/ Digital services that are provided by a CSC to the people are Government to Citizen (G2C), Business to Citizen (B2C) and Business to Business (B2B) services. The details of the services are listed below:

• **Government 2 Citizen (G2C) Services:** Along with the services available in the State Portal and State Services Delivery Gateway the G2C services which can be availed are:

- a) Online application of NPSC forms
- b) Online application of Technical and NEC scholarship forms
- c) Online application of Duplicate certificate, Birth & Death registration...
- d) Online Passport Application
- e) PAN Card
- f) Print out & Editing of Aadhar Card
- g) Swachh Bharat Online IHHL Scheme application through CSCs

• **Business 2 Citizen (B2C) Services:** The lack of B2C services has so far curtailed the scope of the Business model of the CSCs and it is envisaged to introduce more B2C services in parallel with G2C services to achieve a sustainable model. As a start up, the services which are available are:

- a. Basic DTP works, Xerox, lamination, downloads etc...
- b. PC and Laptop formatting ,CD Burning, Software uploads
- c. Mobile and DTH recharge, SIM activation, Mobile bill payments and Data Card recharge
- d. Instant Passport Photo
- e. IRCTC - Train and flight tickets
- f. CSC Bazaar (online shopping)
- g. Payment of LIC premium and other insurance payment
- h. Internet Browsing

• **Business to Business (B2B) services:**

- a. CSCs as a promotional medium for other business organization
- b. CSCs being used for Data collection for Rural Development Survey
- c. Kiosk Banking Services
(SBI, Bank of Baroda, UCO and Vijaya Bank) / Financial Inclusion
- d. Website and Application hosting services at the State Data Centre (SDC).

Source: IT&C, Nagaland

Table No. 7.1 : **Nature and type of Colleges : Under graduate Level**

Types of Colleges	No. of College
Arts	46
Science	09
Commerce	16
LLB	03
B.Ed	08
M.Ed	01
BBA	04
BCA	02
MCA	01
B. Music	
Theology (Recognised by Govt.)	23

Source: Department of Higher & Technical Education, Annual Administrative Report 2015-16

Table No. 7.2: **Number of Degree Students in Government & Private Colleges**

	Government College	Private College	Total
2008-2009	4499	10291	14790
2010-2011	5945	14115	20060
2012-2013	5893	15085	20978
2014-2015	5347	15085	22354
2015-2016	6157	17977	24134

Source: Department of Higher & Technical Education, Annual Administrative Report 2015-16

Table No. 7.3: **Results of Degree Examination– BA/BSc/B.Com**

Degree	Government College (Pass Percentage)	Private College (Pass Percentage)
2008-2009		
BA	57.78	80.86
B.Sc.	77.77	92.30
B.Com	84.38	94.44
2010-2011		
BA	67.30	
B.Sc.	92.10	
B.Com	65.31	
2012-2013		
BA	60.27	
B.Sc.	88.88	
B.Com	42.11	
2015		
BA (Generals)	72.39	
B.Sc. (Generals)	79.48	
B.Com(Generals)	55.5	
BA (Honours)	75.14	
B.Sc. (Honours)	79.48	
B.Com(Honours)	90	

Source: Department of Higher & Technical Education, Annual Administrative Report 2015-16

Table No. 9.1: **Road Density**

	Roads (km)	Area (sq km)	Road Density (km per 100 sq km)	Percentage Share of Eastern Nagaland area to Total Geographical area
Eastern Nagaland	4283.96	6028	71.07	36.37
Rest of Nagaland	10093.34	10547	95.70	63.63

Source: Basic Road Statistics 2014, PWD Nagaland

Table No. 9.2: **District-Wise Electrified and Unelectrified Villages**

SL.No	District	2014-15			
		Total Villages/ Hamlets/ Habitation	Electrified Villages/ Hamlets	Unelectrified Villages/ Hamlets	Percentage Electrified
1	Kohima	105	100	5	95.24
2	Dimapur	219	215	4	98.17
3	Peren	102	88	14	86.27
4	Phek	117	115	2	98.29
5	Mokokchung	107	102	5	95.33
6	Wokha	151	135	16	89.40
7	Zunheboto	191	190	1	99.48
8	Tuensang	138	122	16	88.41
9	Kiphire	91	91	0	100.00
10	Longleng	49	46	3	93.88
11	Mon	131	122	9	93.13
Total		1401	1326	75	94.65
Total Eastern Nagaland Region		409	381	28	93.15

Source: Chief Engineer, Power Department

Table No. 9.3: **Water Supply Coverage of Habitations (as on 01/04/2016)**

Sl.No.	District	Total Habitations	Total Quality Affected Habitations	No. of Habitations With Population Coverage	
				0<X<100% Partially covered	100% Population Coverage
1	2	3	4	5	6
1	Dimapur	252	43	86	123
2	Kiphire	106	0	85	21
3	Kohima	115	0	38	77
4	Longleng	52	0	32	20
5	Mokokchung	125	0	67	58
6	Mon	141	0	94	47
7	Peren	114	0	80	34
8	Phek	124	0	39	85
9	Tuensang	137	0	87	50
10	Wokha	153	0	99	54
11	Zunheboto	211	0	157	54
12	Nagaland	1530	43	864	623
13	% Covered			56.47	40.72
14	Eastern Nagaland Districts	436	0	298	138
15	% of Eastern Nagaland Covered			68.35	31.65

Source: Department of PHED, Nagaland

Table No. 9.4: **Number of Schools**

Sl. No	Type of School	Government			Private		
		Rest of Nagaland	Eastern Nagaland	Total	Rest of Nagaland	Eastern Nagaland	Total
1	Higher Secondary School	28	13	41	86	5	91
2	High School	178	73	251	256	67	323
3	Middle School	466	192	658	152	52	204
4	Primary School	872	433	1305	74	49	123
5	Total	1544	711	2255	568	173	741

Source: NBSE, UDISE

Table No. 9.5: **District-Wise Performance of Students in HSSLC 2016**

District	Enrolled			Passed			Percentage		
	Govt.	Pvt.	Total	Govt.	Pvt.	Total	Govt.	Pvt.	combine
Kohima	617	3290	3907	535	2643	3178	86.71	80.33	81.34
Mokokchung	342	506	848	270	410	680	78.95	81.03	80.19
Tuensang	354	81	435	156	48	204	44.07	59.26	46.90
Mon	423	99	522	297	57	354	70.21	57.58	67.82
Phek	365	139	504	254	111	365	69.59	79.86	72.42
Wokha	214	226	440	136	160	296	63.55	70.80	67.27
Zunheboto	233	195	428	98	157	255	42.06	80.51	59.58
Dimapur	403	5387	5790	234	4062	4296	58.06	75.40	74.20
Kiphire	59	111	170	30	105	135	50.85	94.59	79.41
Longleng	9	86	95	4	28	32	44.44	32.56	33.68
Peren	169	140	309	157	123	280	92.90	87.86	90.61
Nagaland	3188	10260	13448	2171	7904	10075	68.10	77.04	74.92
Eastern Nagaland	845	377	1222	487	238	725	57.63	63.13	59.33
Rest of Nagaland	2343	9883	12226	1684	7666	9350	71.87	77.57	76.48

Source: NBSE

Table No. 9.6: **District-Wise Performance of Students in HSLC 2016**

District	Enrolled			Passed			Percentage		
	Govt.	Pvt.	Total	Govt.	Pvt.	Total	Govt.	Pvt.	Combine
Kohima	611	3242	3853	346	2767	3113	56.63	85.35	80.79
Mokokchung	677	994	1671	363	838	1201	53.62	84.31	71.87
Tuensang	747	835	1582	80	606	686	10.71	72.57	43.36
Mon	899	1161	2060	99	778	877	11.01	67.01	42.57
Phek	783	792	1575	363	668	1031	46.36	84.34	65.46
Wokha	416	803	1219	134	600	734	32.21	74.72	60.21
Zunheboto	689	1052	1741	87	707	794	12.63	67.21	45.61
Dimapur	1010	6156	7166	241	4639	4880	23.86	75.36	68.10
Kiphire	239	408	647	10	299	309	4.18	73.28	47.76
Longleng	176	272	448	14	143	157	7.95	52.57	35.04
Peren	297	513	810	125	351	476	42.09	68.42	58.77
Nagaland	6544	16228	22772	1862	12396	14258	28.45	76.39	62.61
Eastern Nagaland	2061	2676	4737	203	1826	2029	9.85	68.24	42.83
Rest of Nagaland	4483	13552	18035	1659	10570	12229	37.01	78.00	67.81

Source: NBSE

Table No. 9.7: **Number of Medical Establishments**

Sl.No	Particulars	Total	Eastern Nagaland	% in Eastern Nagaland
1	District Hospital	11	4	36.36
2	Community Health Centre	21	5	23.81
3	Primary Health Centre	126	34	26.98
4	Subsidiary Health Centre	1	1	100
5	Dispensaries	3	0	0
6	T.B. Hospital	2	0	0
7	Mental Hospital	1	0	0
8	Sub-Centre	409	119	29.1
9	S.T.D. Clinic	11	4	36.36
10	D.T.C	11	4	36.36
11	Post Mortem Centre	3	1	33.33
12	Para Medical Training Institute	1	0	0
13	School of Nursing (GNM)	3	0	0
14	School of Nursing (ANM)	1	1	100
15	State Health Food Laboratory	1	0	0

Source: Department of Health & Family Welfare, Nagaland

Table No. 9.8: **Hospital Beds**

Sl.No	Particulars	Total	Eastern Nagaland	% Eastern Nagaland
1	District Hospital Beds	1100	250	22.73
2	Community Health Centre	630	150	23.81
3	Primary Health Centre	864	240	27.78
4	Subsidiary Health Centre	1	1	100
5	Big Dispensary	3	0	0
6	T.B. Hospital	100	0	0
7	Mental Hospital	25	0	0
Total Beds		2723	641	23.54

Source: Department of Health & Family Welfare, Nagaland

Table No. 9.9: **Number of Medical Personnel**

Sl. No	Particulars	Total	Eastern Nagaland	% in Eastern Nagaland
1	Doctors(General)	290	75	25.86
2	Doctors(Specialist)	136	31	22.79
3	Dental Doctors	46	13	28.26
4	Ayush Doctors	46	10	21.74
5	Pharmacist	449	101	22.49
6	Lab Technician	216	50	23.15
7	Nurse	713	152	21.32
8 ANM/FHW		1125	291	25.87
9	LHV	76	25	32.89

Source: Department of Health & Family Welfare, Nagaland

Table No. 9.10: **Percentage Share of Urban Population**

	Percentage of Rural Population	Percentage of Urban population
Eastern Nagaland	83.32	16.68
Rest of Nagaland	66.20	33.80

Source: Census 2011

Table No. 9.11: *Distribution of Total Number of Employees Region-Wise*

	Eastern Nagaland (No. of Employees)	Rest of Nagaland (No. of Employees)	Nagaland	% Share of Eastern Nagaland Employees	% Share of Rest of Nagaland
01 - Activities relating to agriculture other than crop production & plantation	81	46	127	63.78	36.22
02 - Livestock	268	1654	1922	13.94	86.06
03 - Forestry and Logging	479	442	921	52.01	47.99
04 - Fishing and aqua culture	62	201	263	23.57	76.43
05 - Mining and quarrying	644	1475	2119	30.39	69.61
06 - Manufacturing	5902	20447	26349	22.40	77.60
07 - Electricity, gas, steam and air conditioning supply	109	199	308	35.39	64.61
08 - Water supply, sewerage, waste management and remediation activities	6	69	75	8.00	92.00
09 - Construction	214	795	1009	21.21	78.79
10- Whole sale trade, retail trade & repair of motor vehicles & motor cycles	370	4257	4627	8.00	92.00
11 - Whole sale trade (not covered in item-10 above)	2733	1378	4111	66.48	33.52
12 - Retail trade (not covered in item-10 above)	11210	35771	46981	23.86	76.14
13 - Transportation and storage	525	1345	1870	28.07	71.93

	Eastern Nagaland (No. of Employees)	Rest of Nagaland (No. of Employees)	Nagaland	% Share of Eastern Nagaland Employees	% Share of Rest of Nagaland
14 - Accommodation and Food service activities	1101	9122	10223	10.77	89.23
15 - Information & communication	167	1137	1304	12.81	87.19
16 - Financial and insurance activities	115	1507	1622	7.09	92.91
17 - Real estate activities	3	320	323	0.93	99.07
18 - Professional, scientific & technical activities	146	556	702	20.80	79.20
19 - Administrative and support service activities	432	952	1384	31.21	68.79
20 - Education	6678	23630	30308	22.03	77.97
21 - Human health & social work activities	1538	6774	8312	18.50	81.50
22 - Arts entertainment, sports & amusement and recreation	48	285	333	14.41	85.59
23 - Other service activities not elsewhere classified	3197	13428	16625	19.23	80.77
Total	36028	125790	161818	22.26	77.74

Source: Economic Census, 2013 (Forthcoming)

Table No. 9.12:

Distribution of Total No. of Establishments by Sector and Broad Activity.

Activities	Rest of Nagaland			Eastern Nagaland		
	Rural	Urban	Total	Rural	Urban	Total
01 - Activities relating to agriculture other than crop production & plantation	12	1	13	48	4	52
02 - Livestock	781	112	893	120	10	130
03 - Forestry and Logging	184	25	209	180	21	201
04 - Fishing and aqua culture	82	10	92	32	2	34
Subtotal: Agricultural Activities	1059	148	1207	380	37	417
05 - Mining and quarrying	497	30	527	147	19	166
06 - Manufacturing	4790	1727	6517	2983	504	3487
07 - Electricity, gas, steam and air conditioning supply	15	25	40	10	11	21
08 - Water supply, sewerage, waste management and remediation activities	21	14	35	0	5	5
09 - Construction	132	103	235	61	37	98
10- Whole sale trade, retail trade & repair of motor vehicles & motor cycles	186	1160	1346	54	71	125
11 - Whole sale trade (not covered in item-10 above)	331	339	670	878	18	896
12 - Retail trade (not covered in item-10 above)	8062	14487	22549	5176	2160	7336
13 - Transportation and storage	415	262	677	197	54	251
14 - Accommodation and Food service activities	1049	1865	2914	194	164	358
15 - Information & communication	69	385	454	34	35	69
16 - Financial and insurance activities	21	125	146	11	10	21
17 - Real estate activities	27	208	235	1	0	1
18 - Professional, scientific & technical activities	64	179	243	41	56	97
19 - Administrative and support service activities	128	376	504	10	12	22
20 - Education	1644	626	2270	766	116	882
21 - Human health & social work activities	956	340	1296	310	50	360
22 - Arts entertainment, sports & amusement and recreation	51	76	127	18	6	24
23 - Other service activities not elsewhere classified	2143	1491	3634	515	160	675
Subtotal:Non-Agricultural Activities	20601	23818	44419	11406	3488	14894
All	21660	23966	45626	11786	3525	15311

Source: Economic Census, 2013 (Forthcoming)

Table No. 9.13: **Enterprise Density: District-Wise**

Sl. No	Districts	No of Enterprises	Geographical Area (sq. km)	Density (no of Enterprises per sq. km)
1	Kohima	10808	1286	8.40
2	Peren	3367	1740	1.94
3	Mokokchung	5465	1626	3.36
4	Zunheboto	2916	1570	1.86
5	Wokha	4391	1625	2.70
6	Dimapur	15326	851	18.01
7	Phek	3353	1849	1.81
8	Tuensang	3377	2135	1.58
9	Longleng	3504	566	6.19
10	Kiphire	901	1146	0.79
11	Mon	7529	2181	3.45
	Rest of Nagaland	45626	10547	4.33
	Eastern Nagaland	15311	6028	2.54
	TOTAL	60937	16575	3.68

Source: No. of Enterprises- Economic Census, 2013; District wise geographical area – GIS, Nagaland.

Table No 11.1 *Investment and Incremental Capital Output Ratio (ICOR)*

Item	Estimates													Rs. crore		
	16-17	17-18	18-19	19-20	20-21	21-22	22-23	23-24	24-25	25-26	26-27	27-28	28-29	29-30	30-31	
GSDP (A)																
GSDP as per M/o Finance, GoI	21745	23920	26371	29140	32346	36065	40393	45442	51350	58282	66442	76076	87487	101048	117215	
Growth projected (%)		10	10.25	10.5	11	11.5	12	12.5	13	13.5	14	14.5	15	15.5	16	
Own Resources for Dev. Works (K)	-798	-460	-618	-832	448	571	714	879	1072	1295	1602	1908	2275	2709	3223	
CSS/NEC/NLCPR etc (L)	1593	1728	1875	2035	2207	2395	2599	2820	3059	3319	3601	3907	4240	4600	4991	
TOTAL FUND FOR DEVELOPMENT (M)	795	1269	1257	1202	2656	2966	3313	3698	4131	4614	5204	5815	6515	7309	8214	
Change in GSDP		2175	2452	2769	3205	3720	4328	5049	5908	6932	8160	9634	11411	13560	16168	
@ of ICOR		3.2	3.2	3.2	3.2	3.2	3.2	2.8	2.8	2.8	2.8	2.8	2.2	2.2	2.2	
Investment Requirement @ ICOR		6958	7846	8861	10257	11903	13849	14138	16541	19410	22847	26975	25105	29833	35569	
Investment required minus State funds		5690	6588	7659	7602	8937	10537	10440	12410	14796	17643	21160	18590	22524	27354	
Investment % of GSDP		23.79	24.98	26.28	23.50	24.78	26.08	22.97	24.17	25.39	26.55	27.81	21.25	22.29	23.34	
ICOR assumed as 3.2 from 2017-18 to 2022-23 and thereafter @ 2.8 from 2024-25 to 2027-28 and @ 2.2 for the last 3 years																

Source: NER Vision 2020 & Vision Cell, Nagaland

Table No 11.2 Financial Projection

Sl No	Item	BE 16-17	Estimates															
			17-18	18-19	19-20	20-21	21-22	22-23	23-24	24-25	25-26	26-27	27-28	28-29	29-30	30-31		
A	GSDP																	
1	GSDP as per M/o Finance, GoI	21745	23920	26371	29140	32346	36065	40393	45442	51350	58282	66442	76076	87487	101048	117215		
	Growth projected (%)		10.00	10.25	10.50	11.00	11.50	12.00	12.50	13.00	13.50	14.00	14.50	15.00	15.50	16.00		
B	Revenue Receipts (1+2+3)	7073	7736	8442	9189	12188	13497	14962	16600	18437	20197	26261	28714	32028	35764	39976		
1	State's Own Revenue (i+ii)	777	878	992	1121	1308	1527	1783	2083	2435	2800	3306	3905	4615	5455	6452		
i	Own Tax Revenue	515	582	658	744	855	983	1131	1300	1496	1720	2064	2477	2972	3566	4280		
	Growth projected (%)		13	13	13	15	15	15	15	15	15	20	20	20	20	20		
	as % of GSDP	2	2	2	3	3	3	3	3	3	3	3	3	3	3	4		
ii	Non - Tax Revenue	262	296	334	377	453	544	652	783	939	1080	1242	1428	1643	1889	2172		
	Growth projected (%)	10	13	13	13	20	20	20	20	20	20	15	15	15	15	15		
2	Share of Central Taxes	2845	3158	3505	3891	4358	4880	5466	6122	6857	7748	8755	9894	11180	12633	14275		
	Growth projected (%)		11	11	11	12	12	12	12	12	13	13	13	13	13	13		
3	Revenue Gap Grant	3451	3700	3945	4177	6522	7090	7713	8395	9146	9649	14200	14915	16234	17676	19249		
C	Revenue Expenditure (1+2+3+4)	8297	9012	9960	11013	12187	13497	14962	16601	18437	20197	26261	28713	32028	35764	39976		
1	Total Salaries & Wages (i+ii+iii)	4671	4968	5415	5902	6433	7012	7643	8331	9081	9898	12992	13818	15062	16417	17895		
i	Salaries & Wages (Without 7 & 8 ROP)	3879	4228	4608	5023	5475	5968	6505	7090	7728	8424	9182	10009	10909	11891	12961		
ii	Effect of 7th RoP w.e.f.1.1.16 (17.5%)	792	740	806	879	958	1044	1138	1241	1352	1474	1607	1752	1909	2081	2268		
iii	Effect of 8th RoP w.e.f.1.1.26											2203	2058	2243	2445	2665		
2	Total : Pension (i+ii+iii)	1648	1871	2170	2517	2920	3387	3929	4558	5287	6133	8359	9490	11008	12770	14813		
i	Pension	1402	1627	1887	2189	2539	2945	3417	3963	4597	5333	6186	7176	8324	9656	11201		
ii	Effect of 7th RoP w.e.f.1.1.16 (15%)	245	244	283	328	381	442	512	594	690	800	928	1076	1249	1448	1680		
iii	Effect of 8th RoP w.e.f.1.1.26											1245	1238	1436	1666	1932		
3	Interest Payments	648	736	822	917	1023	1142	1277	1430	1605	1505	2036	2301	2605	2956	3358		
4	Other Non-Plan Expenditure	1331	1438	1553	1677	1811	1956	2113	2282	2464	2661	2874	3104	3353	3621	3910		

D	Balance from Current Revenue (BCR)	-1225	-1276	-1517	-1825	0	0	0	0	0	0	0	0	0	0	0	0	0
E	Neutralisation Deficit/ additional grant to cover the deficit upto 2019-20	-225				-651	-651	-651	-651	-651	-651	-651	-651	-651	-651	-651	-651	-651
F	Net Borrowing @ 3% Of GSDP (1.b)	652	718	791	874	970	1082	1212	1363	1540	1748	1993	2282	2625	3031	3516		
G	State Own Resources for Dev. Works	-798	-559	-726	-950	320	431	561	712	890	1097	1342	1631	1974	2381	2865		
H	Deficit at the end of the year	2543	3819	5337	7161	6510	5859	5208	4557	3906	3255	2604	1953	1302	651	0		
I	% of State Own Rev / Rev Exp	9	10	10	10	11	11	12	13	13	14	13	14	14	15	16		
J	Effect of down sizing of Govt.		99	108	118	129	140	153	167	182	198	260	276	301	328	358		
K	Own Resources for Dev. Works	-798	-460	-618	-832	448	571	714	879	1072	1295	1602	1908	2275	2709	3223		
L	CSS/NEC/NLCPR etc	1593	1728	1875	2035	2207	2395	2599	2820	3059	3319	3601	3907	4240	4600	4991		
M	TOTAL FUND FOR DEVELOPMENT	795	1269	1257	1202	2656	2966	3313	3698	4131	4614	5204	5815	6515	7309	8214		
	Assumptions :																	
	1. <u>GSDP</u> : Calculated initially @ 10% from 2017-18. A growth of 0.25% assumed till 2019-20. Thereafter, growth @ 0.50% is taken on the assumption that Capital investment will increase once deficit is neutralised by the end of 14th FC period through special grant from Gol and Other factors turn favourable giving an impetus to growth.																	
	2. <u>Tax & Non - Tax revenue</u> :- i. Presently our tax revenue growth is around 12%. ii. Increase has been estimated in Own Tax & Non-Tax Revenue assuming that capital investment will boost returns when substantial investment takes off.																	
	3. <u>Salaries & Wages</u> :- i. 9% growth uniformly taken for the entire period under consideration. ii. Dearness Allowance @ 6% twice in a year. iii. Annual Increment @ 3% iv. Assumed that 7th ROP is effected from 01/01/2016.																	
	4. <u>Pension</u> : Uniform growth of 16% has been taken for all the years under consideration as the number of Pensioners will increase and two Dearness Relief in a year will be granted. Assumed that 7th ROP is effected from 01/01/2016.																	
	5. <u>Revenue Deficit Grant</u> : It is assumed that from the 15th FC onwards the revenue deficit will be fully taken care of by grant from Gol.																	
	6. <u>Rightsizing/Rationalising Public Employment</u> : It is presumed that from 2017-18 onwards there will be downsizing of Govt. employees @ 2% per year.																	
	7. <u>CSS/NEC/NLCPR</u> etc are also taken as resources for development. A growth of 8.5% is assumed each year.																	
	* However, downsizing in our case, will not add to resources for Development works since we are a revenue deficit State. As of now, its effect will be seen only upto 2019-20 (i.e. 14th FC period).																	

Source: Department of Finance, Nagaland

Table No 11.3: **Growth of Banking Network in Nagaland**

Sl.No	BANK	31.03.2012	31.03.2013	31.03.2014	31.03.2015	31.03.2016
1	Allahabad Bank	4	4	5	5	6
2	Axis Bank	4	6	6	7	7
3	Bandhan Bank	0	0	0	0	1
4	Bank Of Baroda	4	5	5	5	5
5	Bank Of India	1	2	2	2	2
6	Bank Of Maharashtra	0	0	1	1	1
7	Canara Bank	1	1	3	3	3
8	Central Bank Of India	2	4	4	7	7
9	Corporation Bank	0	0	0	1	1
10	Federal Bank	1	2	2	2	2
11	Hfdc Bank	3	3	3	3	5
12	Icici Bank	2	4	5	6	6
13	Idbi Bank	1	2	3	3	3
14	Indian Bank	1	1	1	1	1
15	Indusind Bank	0	1	1	1	2
16	Indian Overseas Bank	0	0	1	1	1
17	Punjab National Bank	1	1	1	1	1
18	Punjab & Sind Bank	1	1	2	2	2
19	State Bank Of India	55	60	62	62	65
20	South Indian Bank	0	1	1	1	1
21	Syndicate Bank	1	1	1	1	1
22	United Bank Of India	2	2	3	3	3
23	United Commercial Bank	3	4	5	5	6
24	Union Bank Of India	1	1	1	1	1
25	Vijay Bank	5	5	5	5	6
26	Yes Bank	0	0	1	1	1
27	Nagaland Rural Bank	9	10	10	10	10
28	NSCB	21	21	21	21	21
TOTAL		123	142	155	161	171

Source: State Level Bankers Committee

Table No 11.4: ***District-Wise Distribution of Bank Branches***

District	No. of Bank Branches
Kohima	40
Dimapur	57
Peren	4
Phek	8
Kiphire	3
Mokokchung	23
Wokha	11
Zunheboto	9
Mon	7
Tuensang	8
Longleng	1
Total	171

Source: State Level Bankers Committee.

Table No 11.5: **List of Unbanked Blocks of Nagaland as on 31.03.2016**

Sl. No.	District	Block	Allottee Bank
1	Kohima	Chunlikha	AXIS Bank
2	Kohima	Botsa	Vijaya Bank
3	Dimapur	Khuhuboto	Federal Bank
4	Dimapur	Aghunaqa	PNB
5	Dimapur	Dhansiripar	Indian Bank
6	Peren	Athibung	BOB
7	Tuensang	Panso	CBI
8	Tuensang	Chessore	ICICI
9	Tuensang	Thonoknyu	HDFC
10	Longleng	Tamlu	SBI
11	Longleng	Sakshi	SBI
12	Mokokchung	Longchem	Bank of Baroda
13	Mokokchung	Tsurangkong	SBI
14	Mokokchung	Ongpangkong(South)	Yet to be allotted
15	Mon	Chen	IDBI Bank
16	Mon	Wakching	PSB
17	Mon	Angjangyang	Union Bank
18	Mon	Phomching	VJB
19	Mon	Tobu	SBI
20	Zunheboto	Satoi	ALB
21	Zunheboto	Suruhuto	UBI
22	Zunheboto	Akuhaito	UCO
23	Wokha	W/Ralan	AXIS
24	Wokha	Chukitong	BOB
25	Wokha	Ralan	IDBI
26	Wokha	Changpang	SBI
27	Kiphire	Longmatara	BOI
28	Kiphire	Khonsa	CAN
29	Kiphire	Sitimi	SBI
30	Phek	Weziho	BOM
31	Phek	Kikruma	SBI
32	Phek	Chetheba	SBI

Source: State Level Bankers Committee

Table No 11.6: **Ratio of Bank Deposits to GDP**

State	Year	Total Bank Deposits as on March '2016 (in Millions)	GDP (in million)	Total Bank Deposits /GDP
All India	2015	89221112	153430000	0.58
All India	2014	79557212	125412080	0.63
All India	2013	70126204	113450560	0.62
All India	2012	60782433	99885400	0.61
Bihar	2015	2168098	1718024	1.26
Bihar	2014	1904342	1566705	1.22
Bihar	2013	1634911	1432496	1.14
Bihar	2012	1393498	1295214	1.08
Assam	2015	973814	773940	1.26
Assam	2014	838396	737792	1.14
Assam	2013	766803	694171	1.1
Assam	2012	665706	669419	0.99
Sikkim	2015	57144		
Sikkim	2014	51521	52706	0.98
Sikkim	2013	49415	48860	1.01
Sikkim	2012	40103	45475	0.88

Source: Total Bank Deposits – RBI's DBIE; GDP – CSO.

Source: State Level Bankers Committee

Table No 11.7: District-Wise Credit Deposit Ratio

Sl. NO	DISTRICT	Brs	DEPOSITS			ADVANCES			CD Ratio	
			31.03.2015	31.03.2016	31.03.2015	31.03.2015	31.03.2016	31.03.2015	31.03.2016	
1	Kohima	40	248083.29	305104.99	49568.87	63927.14	19.98	20.95		
2	Dimapur	57	411958.08	398225.98	111070.60	136761.74	26.96	34.34		
3	Longleng	1	2738.14	3132.30	2059.37	2171.20	75.21	69.32		
4	Mon	7	14676.84	15703.20	7972.24	8212.24	54.32	52.30		
5	Kiphire	3	3163.71	3682.99	3252.19	3434.66	102.80	93.26		
6	Mokokchung	23	17575.36	35917.45	26529.08	32389.36	150.94	90.18		
7	Wokha	11	12918.77	14081.09	11059.86	12135.56	85.61	86.18		
8	Zunheboto	9	11741.16	12739.42	11194.18	12774.74	95.34	100.28		
9	Phek	8	8089.90	8596.82	7265.55	7915.31	89.81	92.07		
10	Tuensang	8	11705.93	12678.82	10199.21	9974.76	87.13	78.67		
11	Peren	4	5766.81	6632.89	6967.84	7049.38	120.83	106.28		
	TOTAL	171	748417.95	816495.95	247138.99	296746.09	33.02	36.34		

Source: State Level Bankers Committee

Table No 11.8: **Gross State Value Added at Current Price (2011-2012 Series)** (Rs. in lakh)

S.No.	Item	2011-12	2012-13	2013-14	2014-15 (P)
1.	Agriculture, forestry and fishing	373363	455320	556609	607980
1.1	Crops	204304	262478	340577	375907
1.2	Livestock	83147	102361	115312	123800
1.3	Forestry and logging	79569	83502	93029	99802
1.4	Fishing and aquaculture	6344	6978	7690	8470
2.	Mining and quarrying	5660	6621	8005	8280
	Primary	379022	461941	564614	616260
3.	Manufacturing	15122	19400	16831	18346
4	Electricity, gas, water supply & other utility services	29545	33795	34633	37944
4.1	Electricity, gas & other utility services	19024	22697	22765	25316
4.2	water supply	10521	11098	11868	12628
5.	Construction	105135	113744	117862	156072
	Secondary	149803	166939	169326	212361
6.	Trade, repair, hotels and restaurants	105152	124506	129374	140781
6.1	Trade & repair services	100064	118795	123498	134174
6.2	Hotels & restaurants	5088	5711	5876	6607
7.	Transport, storage, communication & services related to broadcasting	57818	63550	71190	77521
7.1	Railways	378	452	285	336
7.2	Transport by means other than Railway				
7.2.1	Road transport	32072	36447	34417	34548
7.2.2	Water transport	1319	690	466	600
7.2.3	Air transport	937	1744	1515	4153
7.2.4	Services incidental to transport				
7.3	Storage	63	97	80	89
7.4	Communication & services related to broadcasting	23049	24120	34427	37794

(Rs. in lakh)

S.No.	Item	2011-12	2012-13	2013-14	2014-15 (P)
8.	Financial services	47701	53134	57079	60393
9.	Real estate, ownership of dwelling & professional services	129296	139146	147986	159651
10.	Public administration	182188	195575	264724	295424
11.	Other services	155696	196428	237768	259186
	Tertiary	677851	772339	908121	992956
12.	TOTAL GSVA at basic prices	1206676	1401219	1642062	1821577
13.	Taxes on Products	34970	39159	50411	53355
14.	Subsidies on products	57711	73435	31300	37658
15.	Gross State Domestic Product	1183935	1366943	1661173	1837274
16.	Population ('00)	19910	20120	20340	20550
17.	Per Capita GSDP (Rs.)	59464	67940	81670	89405

Source: Directorate of Economics & Statistics, Nagaland

Table No 11.9: *Gross State Value Added at Constant Price (2011-12 Prices)*

(Rs. in lakh)

S.No.	Item	2011-12	2012-13	2013-14	2014-15(P)
1.	Agriculture, forestry and fishing	373363	396443	435269	444570
1.1	Crops	204304	235469	276327	284772
1.2	Livestock	83147	77254	75457	74905
1.3	Forestry and logging	79569	77109	76564	77632
1.4	Fishing and aquaculture	6344	6611	6921	7262
2.	Mining and quarrying	5660	3823	7022	7884
	Primary	379022	400266	442291	452454
3.	Manufacturing	15122	18343	14020	14156
4	Electricity, gas, water supply & other utility services	29545	30327	26916	27854
4.1	Electricity, gas & other utility services	19024	20210	16990	17891
4.2	Water supply	10521	10117	9926	9963
5.	Construction	105135	105374	81435	99317
	Secondary	149803	154044	122371	141327
6.	Trade, repair, hotels and restaurants	105152	113537	108460	111344
6.1	Trade & repair services	100064	108328	103530	106112
6.2	Hotels & restaurants	5088	5208	4931	5232
7.	Transport, storage, communication & services related to broadcasting	57815	59108	63331	68193
7.1	Railways	376	448	286	287

(Rs. in lakh)

S.No.	Item	2011-12	2012-13	2013-14	2014-15(P)
7.2	Transport by means other than Railway	34328	36071	32921	35480
7.2.1	Road transport	32072	33813	31198	31414
7.2.2	Water transport	1319	640	406	513
7.2.3	Air transport	937	1618	1317	3552
7.2.4	Services incidental to transport				
7.3	Storage	63	90	69	74
7.4	Communication & services related to broadcasting	23049	22498	30054	32352
8.	Financial services	47701	52078	52249	55223
9.	Real estate, ownership of dwelling & professional services	129296	139106	131955	132870
10.	Public administration	182188	178282	239851	242310
11.	Other services	155696	180282	202235	210234
	Tertiary	677849	722392	798081	820174
12.	TOTAL GSVAt basic prices	1206674	1276703	1362743	1413955
13.	Taxes on Products	34970	39159	43565	44557
14.	Subsidies on products	57711	73435	27049	31448
15.	Gross State Domestic Product	1183933	1242427	1379259	1427064
16.	Population ('00)	19910	20120	20340	20550
17.	Per Capita GSDP (Rs.)	59464	61751	67810	69444

Source: Directorate of Economics & Statistics, Nagaland

Map No. 5.01: Approved and Declared National Highways of Nagaland

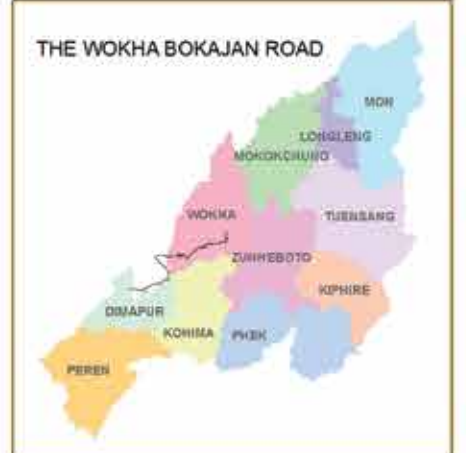
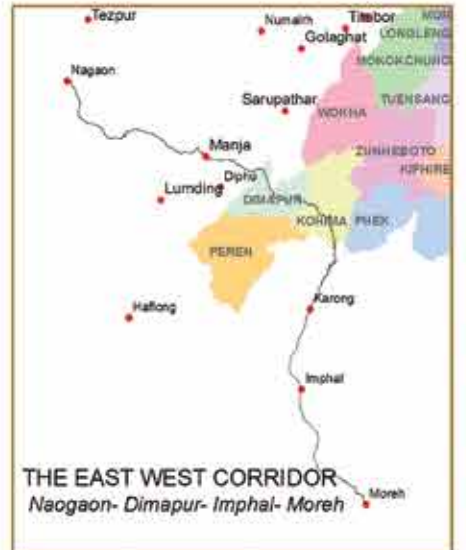
ROADS

ARUNACHAL PRADESH



Legend

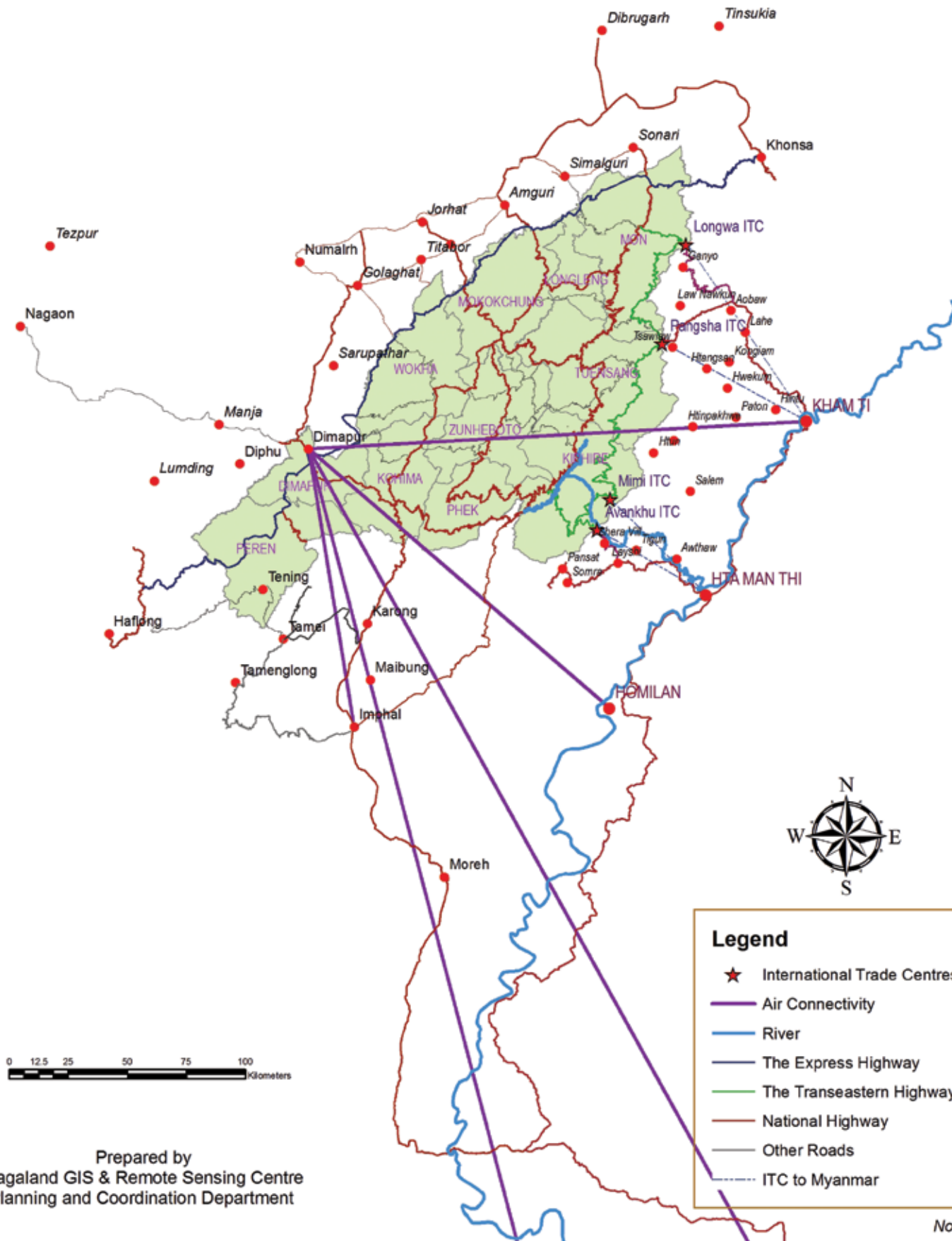
- ★ International Trade Centres
- Administrative Hqrs.
- SARDP
- Proposed Road Connectivity
- The Express Foothill Highway
- The Transeastern Highway
- National Highway (Existing & Declared)



Prepared by
Nagaland GIS & Remote Sensing Centre
Planning and Coordination Department

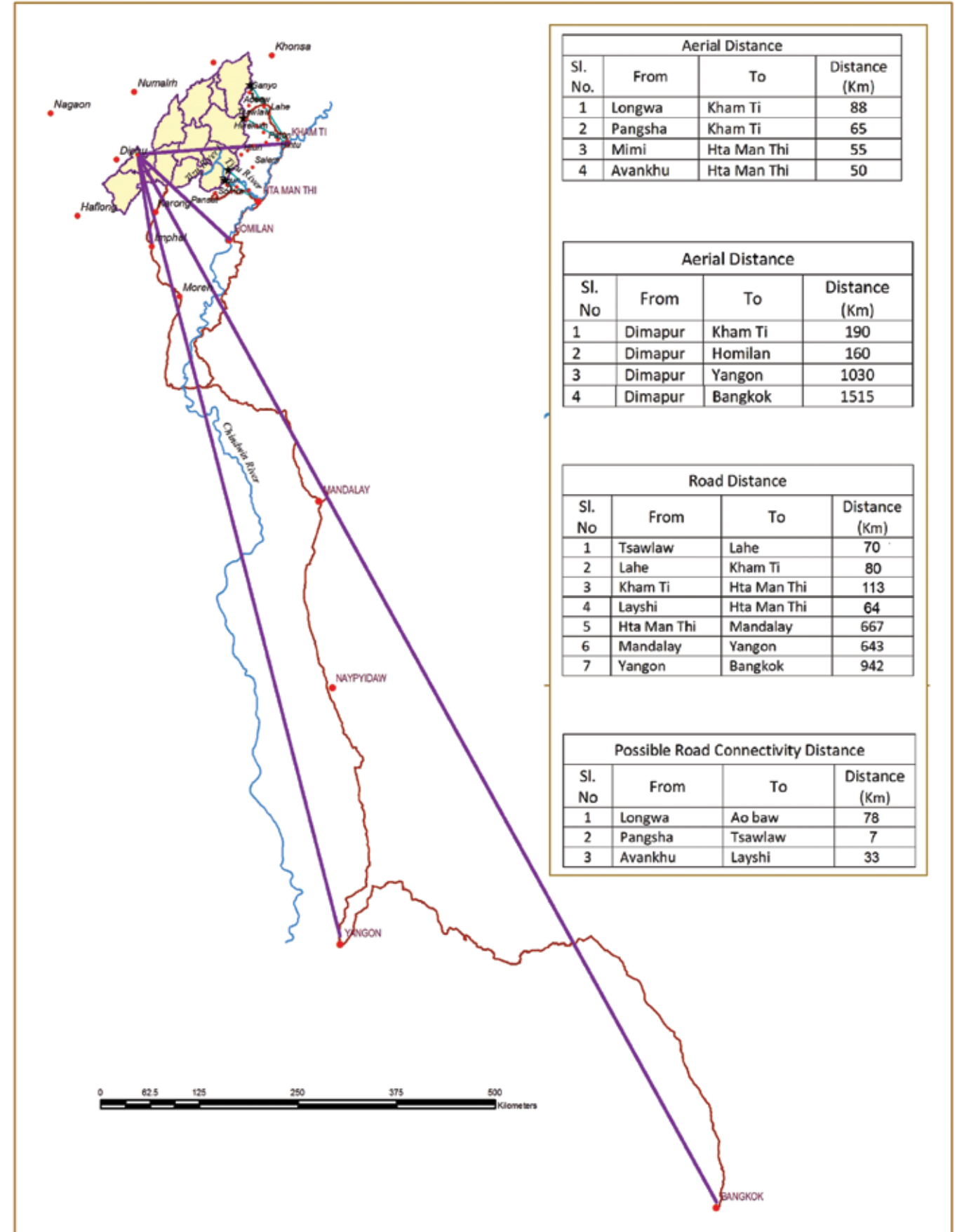
November 2016

NAGALAND AND SOUTHEAST ASIA CONNECTIVITY



Prepared by
Nagaland GIS & Remote Sensing Centre
Planning and Coordination Department

November 2016





GOVERNMENT OF NAGALAND